

**TRACMAX**  
*TIRES*



# TRACMAX

*WHEREVER THE ROAD GOES, THERE GOES TRACMAX*



## *CATALOGUE*

## *2022*

*CAR • SUV • 4X4 • LIGHT TRUCK*

# **BRIEF INTRODUCTION**

Shandong Yongsheng Rubber Group was founded in 1986, who is the first factory to produce PCR tyres in Shandong province. Dedicating to create the world first class brand, Tracmax has successfully obtained China CCC, US DOT, EU E-mark, EU Regulation 117, Gulf Country GCC , Saudi Arabia SASO, Nigeria SONCAP, Brazil INMETRO, Uruguay LATU, and other product certifications. Enjoying high popularity in over 100 countries, Tracmax provides wide ranges of PCR tyres, UHP tyres, SUV tyres, H/T tyres, A/T tyres, M/T tyres, VAN tyres, Snow tyres (with/without studs) and All Season tyres, currently over 800 sizes.

"Wherever The Road Goes, There Goes Tracmax", with high quality, reasonable pricing and excellent service, we would like to be one of your best tyre suppliers and long term business partner.

## **SUMMER**

**TX2 / 01****TX1 / 02****TX3 / 09****TX5 / 05****RS01 / 13****SPARTAN TX6 / 15**

## **ALL SEASON**

**TRAC SAVER / 17****VAN SAVER / 21**

## WINTER



S130 23



S210 27



S220 29



S330 31



SS00 33



SSS0 35



VS450 37



SR1 STUD 39

## 4X4



H/T 41



AT01 43



AT08 45



RF06 47



RF11 49



M/T 51

## COMMERCIAL



112 59



RF08 54



RF09 55



RF12 60



RF16 61



RF19 57





# X-PRIVILO TX2

**UTQG: 400 A A**

X-PRIVILO TX2 is an Eco-Friendly tyre for passenger cars. The special compound ensures low rolling resistance, long life and good breaking performance. It contributes to fuel saving and the environment while securing safety.




RANGE:  
12-16

SPEED RATE:  
T / H / V

ASPECT RATIO:  
50-80

SECTION WIDTH:  
135-195



Three main asymmetric grooves design ensures anti-hydroplaning performance.



Improve stability and straight-line performance at high speed.



Reduce noise level and improve wet grip.



# X-PRIVILO TX1

UTQG: 400 A A

X-PRIVILO TX1 is developed for mid-class cars, provides ultimate quiet and comfortable driving performance with high-tech structure, special tread compound enables optimum performance in wet and dry road conditions.




RANGE:  
14-16


SPEED RATE:  
V / H / T / W

ASPECT RATIO:  
50-75

SECTION WIDTH:  
195-225



Four main asymmetric grooves design ensures anti-hydroplaning performance.



Improve stability and straight-line performance at high speed.







Reduce noise level and improve the grip.

# X-PRIVILO TX2



## ECONOMY PCR




Range	Item No.	Size Description	Sidewall	Standard Rim	Section Width	OA. Diameter	Max. Pressure				
					(mm)	(mm)	(kpa/psi)				
12	TX2R1206	145/70R12 69T	BSW	4.5	150	509	300/44	C	C	B	70
	TX2R1201	145/80R12 73T	BSW	4.0	145	537	300/44	C	C	B	70
	TX2R1202	155/70R12 73T	BSW	4.5	157	523	300/44	C	C	B	70
	TX2R1203	155/80R12 77T	BSW	4.5	157	553	300/44	C	C	B	70
	TX2R1204	165/70R12 77T	BSW	5.0	170	537	300/44	C	C	B	70
13	TX2R1205	175/70R12 81T	BSW	5.0	177	551	300/44	C	C	B	70
	TX2R1314	145/60R13 66T	BSW	4.5	150	504	300/44	C	C	B	70
	TX2R1301	145/70R13 71T	BSW	4.5	150	534	300/44	C	C	B	70
	TX2R1302	145/80R13 75T	BSW	4.0	145	562	300/44	C	C	B	70
	TX2R1303	155/65R13 73T	BSW	4.5	157	532	300/44	C	C	B	70
	TX2R1304	155/70R13 75T	BSW	4.5	157	548	300/44	C	C	B	70
	TX2R1305	155/80R13 79T	BSW	4.5	157	578	300/44	C	C	B	70
	TX2R1306	165/55R13 70H	BSW	5.0	170	512	300/44	C	C	B	70
	TX2R1307	165/65R13 77T	BSW	5.0	170	544	300/44	C	C	B	70
	TX2R1308	165/70R13 79T	BSW	5.0	170	562	300/44	C	C	B	70
	TX2R1309	165/80R13 83T	BSW	4.5	165	594	300/44	C	C	B	70
	TX2R1310	175/60R13 77H	BSW	5.5	177	540	300/44	C	C	B	70
	TX2R1311	175/65R13 80T	BSW	5.0	177	558	300/44	C	C	B	70
	TX2R1312	175/70R13 82T	BSW	5.0	177	576	300/44	C	C	B	70
14	TX2R1313	185/70R13 86T	BSW	5.5	189	590	300/44	C	C	B	70
	TX2R1401	155/65R14 75T	BSW	4.5	157	558	300/44	C	C	B	70
	TX2R1402	165/60R14 75H	BSW	5.0	170	554	300/44	C	C	B	70
	TX2R1403	165/65R14 79T	BSW	5.0	170	570	300/44	C	C	B	70
	TX2R1404	165/70R14 81T	BSW	5.0	170	588	300/44	C	C	B	70
	TX2R1405	165/70R14 85TXL	BSW	5.0	170	588	340/50	C	C	B	70
	TX2R1406	175/60R14 79H	BSW	5.0	177	566	300/44	C	C	B	70
	TX2R1407	175/65R14 82H	BSW	5.5	177	584	300/44	C	C	B	70
	TX2R1408	175/65R14 86TXL	BSW	5.5	177	584	340/50	C	C	B	70
	TX2R1409	175/70R14 84T	BSW	5.0	177	602	300/44	C	C	B	70
	TX2R1410	175/70R14 88TXL	BSW	5.0	177	602	340/50	C	C	B	70
	TX2R1419	175/80R14 88T	BSW	5.5	177	636	300/44	C	C	B	70
	TX2R1411	185/50R14 77V	BSW	6.0	194	542	300/44	C	C	B	70
	TX2R1412	185/55R14 80H	BSW	6.0	194	560	300/44	C	C	B	70
	TX2R1413	185/60R14 82H	BSW	5.5	189	578	300/44	C	C	B	70
	TX2R1420	185/65R14 86T	BSW	5.5	189	596	300/44	C	C	B	70
	TX2R1414	185/65R14 86H	BSW	5.5	189	596	300/44	C	C	B	70
	TX2R1415	185/70R14 88T	BSW	5.5	189	616	300/44	C	C	B	70
TX2R1416	195/60R14 86H	BSW	6.0	201	590	300/44	C	C	B	70	
TX2R1417	195/65R14 89H	BSW	6.0	201	610	300/44	C	C	B	70	
TX2R1418	195/70R14 91T	BSW	6.0	201	630	300/44	C	C	B	70	
15	TX2R1501	135/70R15 70T	BSW	4.0	138	571	300/44	C	C	B	70
	TX2R1502	145/65R15 72T	BSW	4.5	145	569	300/44	C	C	B	70
	TX2R1503	155/60R15 74T	BSW	4.5	157	567	300/44	C	C	B	70
	TX2R1504	165/60R15 81TXL	BSW	5.0	170	579	340/50	C	C	B	70
	TX2R1505	165/65R15 81T	BSW	5.0	170	595	300/44	C	C	B	70
	TX2R1506	175/55R15 77T	BSW	5.5	182	573	300/44	C	C	B	70
	TX2R1507	175/60R15 81V	BSW	5.0	177	591	300/44	C	C	B	70
	TX2R1508	175/65R15 84H	BSW	5.0	177	609	300/44	C	C	B	70
	TX2R1519	185/55R15 82H	BSW	6.0	194	585	300/44	C	C	B	70
	TX2R1509	185/55R15 82V	BSW	6.0	194	585	300/44	C	C	B	70
	TX2R1510	185/60R15 84H	BSW	5.5	189	603	300/44	C	C	B	70
	TX2R1511	185/60R15 88HXL	BSW	5.5	189	603	340/50	C	C	B	70
	TX2R1520	185/65R15 88T	BSW	5.5	189	621	300/44	C	C	B	70
	TX2R1512	185/65R15 88H	BSW	5.5	189	621	300/44	C	C	B	70
	TX2R1513	185/65R15 92TXL	BSW	5.5	189	621	340/50	C	C	B	70
	TX2R1514	195/60R15 88H	BSW	6.0	201	615	300/44	C	C	B	70
	TX2R1515	195/60R15 88V	BSW	6.0	201	615	300/44	C	C	B	70
TX2R1516	195/65R15 91H	BSW	6.0	201	635	300/44	C	C	B	70	
TX2R1517	195/65R15 91V	BSW	6.0	201	635	300/44	C	C	B	70	
TX2R1518	195/65R15 95TXL	BSW	6.0	201	635	340/50	C	C	B	70	
16	TX2R1601	175/50R16 77V	BSW	5.5	182	582	300/44	C	C	B	70
	TX2R1605	175/60R16 86HXL	BSW	5.0	177	616	340/50	C	C	B	70
	TX2R1602	185/50R16 81V	BSW	6.0	194	592	300/44	C	C	B	70
	TX2R1603	185/55R16 83H	BSW	6.0	194	610	300/44	C	C	B	70
	TX2R1604	185/55R16 87VXL	BSW	6.0	194	610	340/50	C	C	B	70
	TX2R1606	185/60R16 86H	BSW	6.0	189	628	300/44	C	C	B	70



# X-PRIVILO TX1



## COMFORT PCR

Range	Item No.	Size Description	Sidewall	Standard Rim	Section Width	OA. Diameter	Max. Pressure				dB
14	TX1R1401	205/70R14 94T	BSW	6.0	209	644	300/44	C	B	B	69
	TX1R1509	195/50R15 82H	BSW	6.0	201	577	300/44	C	B	B	69
15	TX1R1501	195/50R15 82V	BSW	6.0	201	577	300/44	C	B	B	69
	TX1R1502	195/55R15 85V	BSW	6.0	201	595	300/44	C	B	B	69
	TX1R1510	205/50R15 86V	BSW	6.5	214	587	300/44	C	B	B	69
	TX1R1511	205/55R15 88V	BSW	6.5	214	607	300/44	C	B	B	69
	TX1R1503	205/60R15 91V	BSW	6.0	209	627	300/44	C	B	B	69
	TX1R1504	205/65R15 94H	BSW	6.0	209	647	300/44	C	B	B	69
	TX1R1505	205/65R15 94V	BSW	6.0	209	647	300/44	C	B	B	69
	TX1R1506	205/70R15 96T	BSW	6.0	209	669	300/44	C	B	B	69
	TX1R1507	205/75R15 97T	BSW	5.5	203	689	300/44	C	B	B	69
	TX1R1508	215/65R15 96H	BSW	6.5	221	661	300/44	C	B	B	69
	TX1R1512	225/60R15 96V	BSW	7.0	228	651	300/44	C	B	B	69
16	TX1R1615	195/50R16 84H	BSW	6.0	201	602	300/44	C	B	B	69
	TX1R1601	195/50R16 84V	BSW	6.0	201	602	300/44	C	B	B	69
	TX1R1616	195/55R16 87H	BSW	6.0	201	620	300/44	C	B	B	69
	TX1R1602	195/55R16 87V	BSW	6.0	201	620	300/44	C	B	B	69
	TX1R1615	195/55R16 91VXL	BSW	6.0	201	620	340/50	C	B	A	69
	TX1R1622	195/60R16 89H	BSW	6.0	201	641	300/44	C	B	B	69
	TX1R1603	205/50R16 87W	BSW	6.5	214	612	300/44	C	B	B	69
	TX1R1616	205/50R16 91WXL	BSW	6.5	214	612	340/50	C	B	A	69
	TX1R1617	205/55R16 91H	BSW	6.5	214	632	300/44	C	B	B	69
	TX1R1604	205/55R16 91V	BSW	6.5	214	632	300/44	C	B	B	69
	TX1R1605	205/55R16 91W	BSW	6.5	214	632	300/44	C	B	B	69
	TX1R1618	205/55R16 94WXL	BSW	6.5	214	632	340/50	C	B	A	69
	TX1R1606	205/60R16 92V	BSW	6.0	209	652	300/44	C	B	B	69
	TX1R1607	205/60R16 96VXL	BSW	6.0	209	652	340/50	C	B	A	69
	TX1R1619	215/55R16 97VXL	BSW	7.0	226	642	340/50	C	B	A	69
	TX1R1608	215/55R16 97WXL	BSW	7.0	226	642	340/50	C	B	A	69
	TX1R1620	215/60R16 95H	BSW	6.5	221	664	300/44	C	B	B	69
	TX1R1609	215/60R16 95V	BSW	6.5	221	664	300/44	C	B	B	69
	TX1R1610	215/60R16 99VXL	BSW	6.0	221	664	340/50	C	B	A	69
	TX1R1611	215/65R16 98H	BSW	6.5	221	686	300/44	C	B	B	69
TX1R1621	225/55R16 99VXL	BSW	7.0	233	654	340/50	C	B	A	69	
TX1R1612	225/55R16 99WXL	BSW	7.0	233	654	340/50	C	B	A	69	
TX1R1613	225/60R16 98H	BSW	6.5	228	676	300/44	C	B	B	69	
TX1R1614	225/60R16 102VXL	BSW	6.5	228	676	340/50	C	B	A	69	





# X-PRIVILO TXS

UTQG: 400 A A

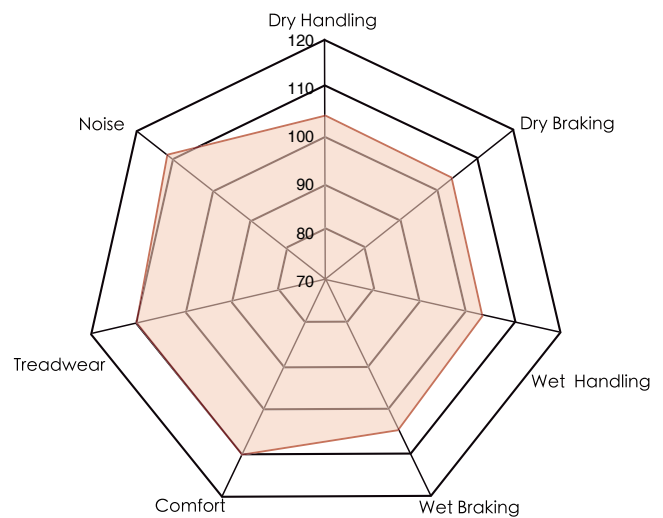


RANGE:  
12-16

SPEED RATE:  
T / H / V / W

ASPECT RATIO:  
50-80

SECTION WIDTH:  
145-225





## ***NEW COMFORT ON THE WAY***

X-PRIVILEO TX5 is a high performance symmetric tyre for compact vehicles, the unique design offers a responsive drive in all conditions. Outstanding versatile performance tyre for a fuel-efficient and comfortable drive.



Four main grooves design ensures anti-hydroplaning performance.



Improve stability and straight-line performance at high speed.



Reduce noise level and improve wet grip.



# X-PRIVILO TXS



## COMFORT PCR

Range	Item No.	Size Description	Sidewall	Standard Rim	Section Width	OA. Diameter	Max. Pressure	UTQG		
								Treadwear	Traction	Temperature
					(mm)	(mm)	(kpa/psi)			
12	TX5R1201	145/70R12 69T	BSW	4.5	150	509	300/44	400	A	A
	TX5R1202	145/80R12 74T	BSW	4.0	145	537	300/44	400	A	A
	TX5R1203	155/70R12 73T	BSW	4.5	157	523	300/44	400	A	A
	TX5R1204	155/80R12 77T	BSW	4.5	157	553	300/44	400	A	A
	TX5R1205	165/70R12 77T	BSW	5.0	170	537	300/44	400	A	A
	TX5R1206	175/70R12 81T	BSW	5.0	177	551	300/44	400	A	A
13	TX5R1301	145/70R13 71T	BSW	4.5	150	534	300/44	400	A	A
	TX5R1302	145/80R13 75T	BSW	4.0	145	562	300/44	400	A	A
	TX5R1303	155/65R13 73T	BSW	4.5	157	532	300/44	400	A	A
	TX5R1304	155/70R13 75T	BSW	4.5	157	548	300/44	400	A	A
	TX5R1305	155/80R13 79T	BSW	4.5	157	578	300/44	400	A	A
	TX5R1306	165/65R13 77T	BSW	5.0	170	544	300/44	400	A	A
	TX5R1307	165/70R13 79T	BSW	5.0	170	562	300/44	400	A	A
	TX5R1308	165/80R13 83T	BSW	4.5	165	594	300/44	400	A	A
	TX5R1309	175/60R13 77H	BSW	5.0	177	540	300/44	400	A	A
	TX5R1310	175/65R13 80T	BSW	5.0	177	558	300/44	400	A	A
	TX5R1311	175/70R13 82T	BSW	5.0	177	576	300/44	400	A	A
	TX5R1312	185/70R13 86T	BSW	5.5	189	590	300/44	400	A	A
14	TX5R1401	155/65R14 75T	BSW	4.5	157	558	300/44	400	A	A
	TX5R1402	155/70R14 77T	BSW	4.5	157	574	300/44	400	A	A
	TX5R1403	165/60R14 75H	BSW	5.0	170	554	300/44	400	A	A
	TX5R1404	165/65R14 79T	BSW	5.0	170	570	300/44	400	A	A
	TX5R1405	165/70R14 81T	BSW	5.0	170	588	300/44	400	A	A
	TX5R1406	175/60R14 79H	BSW	5.0	177	566	300/44	400	A	A
	TX5R1407	175/65R14 82H	BSW	5.5	177	584	300/44	400	A	A
	TX5R1408	175/65R14 86TXL	BSW	5.5	177	584	340/50	400	A	A
	TX5R1409	175/70R14 84T	BSW	5.0	177	602	300/44	400	A	A
	TX5R1410	175/70R14 88TXL	BSW	5.0	177	602	340/50	400	A	A
	TX5R1411	185/50R14 77V	BSW	6.0	194	542	300/44	400	A	A
	TX5R1412	185/55R14 80H	BSW	6.0	194	560	300/44	400	A	A
	TX5R1413	185/60R14 82H	BSW	5.5	189	578	300/44	400	A	A
	TX5R1414	185/65R14 86H	BSW	5.5	189	596	300/44	400	A	A
	TX5R1415	185/70R14 88T	BSW	5.5	189	616	300/44	400	A	A
	TX5R1416	195/60R14 86H	BSW	6.0	201	590	300/44	400	A	A
	TX5R1417	195/65R14 89H	BSW	6.0	201	610	300/44	400	A	A
	TX5R1418	195/70R14 91T	BSW	6.0	201	630	300/44	400	A	A
TX5R1419	205/60R14 88H	BSW	6.0	209	602	300/44	400	A	A	
TX5R1420	205/70R14 95T	BSW	6.0	209	644	300/44	400	A	A	
15	TX5R1501	155/60R15 74T	BSW	5.0	157	567	300/44	400	A	A
	TX5R1502	165/60R15 81TXL	BSW	5.0	170	579	340/50	400	A	A
	TX5R1503	165/65R15 81T	BSW	5.0	170	595	300/44	400	A	A
	TX5R1504	175/55R15 77T	BSW	5.5	182	573	300/44	400	A	A
	TX5R1505	175/60R15 81V	BSW	5.0	177	591	300/44	400	A	A
	TX5R1506	175/65R15 84H	BSW	5.0	177	609	300/44	400	A	A
	TX5R1507	185/55R15 82V	BSW	6.0	194	585	300/44	400	A	A
	TX5R1508	185/60R15 84H	BSW	5.5	189	603	300/44	400	A	A
TX5R1509	185/60R15 88HXL	BSW	5.5	189	603	340/50	400	A	A	

# X-PRIVILO TXS



## COMFORT PCR

Range	Item No.	Size Description	Sidewall	Standard Rim	Section Width	OA. Diameter	Max. Pressure	UTQG		
								Treadwear	Traction	Temperature
					(mm)	(mm)	(kpa/psi)			
15	TX5R1510	185/65R15 88H	BSW	5.5	189	621	300/44	400	A	A
	TX5R1511	185/65R15 92HXL	BSW	5.5	189	621	340/50	400	A	A
	TX5R1512	195/50R15 82V	BSW	6.0	201	577	300/44	400	A	A
	TX5R1513	195/55R15 85V	BSW	6.0	201	595	300/44	400	A	A
	TX5R1515	195/60R15 88V	BSW	6.0	201	615	300/44	400	A	A
	TX5R1514	195/60R15 88H	BSW	6.0	201	615	300/44	400	A	A
	TX5R1516	195/65R15 91V	BSW	6.0	201	635	300/44	400	A	A
	TX5R1517	195/65R15 95HXL	BSW	6.0	201	635	340/50	400	A	A
	TX5R1518	205/60R15 91V	BSW	6.0	209	627	300/44	400	A	A
	TX5R1520	205/65R15 94V	BSW	6.0	209	647	300/44	400	A	A
	TX5R1519	205/65R15 94H	BSW	6.0	209	647	300/44	400	A	A
	TX5R1521	205/70R15 96T	BSW	6.0	209	669	300/44	400	A	A
	TX5R1522	215/65R15 96H	BSW	6.5	221	661	300/44	400	A	A
	TX5R1523	215/65R15 100HXL	BSW	6.5	221	661	340/50	400	A	A
TX5R1524	215/70R15 98T	BSW	6.5	221	683	300/44	400	A	A	
16	TX5R1601	175/50R16 77V	BSW	5.5	182	582	300/44	400	A	A
	TX5R1602	185/50R16 81V	BSW	6.0	194	592	300/44	400	A	A
	TX5R1603	185/55R16 83V	BSW	6.0	194	610	300/44	400	A	A
	TX5R1604	195/50R16 84V	BSW	6.0	201	602	300/44	400	A	A
	TX5R1605	195/55R16 87V	BSW	6.0	201	620	300/44	400	A	A
	TX5R1606	195/60R16 89H	BSW	6.0	201	641	300/44	400	A	A
	TX5R1607	205/50R16 87W	BSW	6.5	214	612	300/44	400	A	A
	TX5R1608	205/55R16 91V	BSW	6.5	214	632	300/44	400	A	A
	TX5R1609	205/60R16 92V	BSW	6.0	209	652	300/44	400	A	A
	TX5R1610	205/65R16 95H	BSW	6.0	209	672	300/44	400	A	A
	TX5R1611	215/55R16 97WXL	BSW	7.0	226	642	340/50	400	A	A
	TX5R1612	215/60R16 95V	BSW	6.5	221	664	300/44	400	A	A
	TX5R1613	215/60R16 99HXL	BSW	6.5	221	664	340/50	400	A	A
	TX5R1614	215/65R16 98H	BSW	6.5	221	686	300/44	400	A	A
	TX5R1618	215/65R16 102HXL	BSW	6.5	221	686	340/50	400	A	A
	TX5R1615	225/50R16 96WXL	BSW	7.0	233	632	340/50	400	A	A
	TX5R1616	225/55R16 99WXL	BSW	7.0	233	654	340/50	400	A	A
TX5R1617	225/60R16 98H	BSW	6.5	228	676	300/44	400	A	A	





# X-PRIVILO TX3

UTQG: 320 A A



RANGE:  
15-20

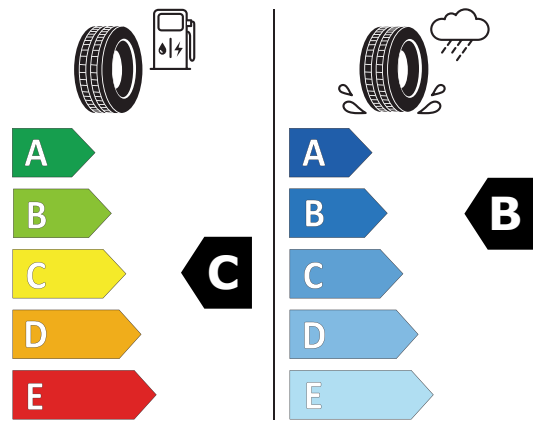
SPEED RATE:  
V / H / W / Y

ASPECT RATIO:  
30-55

SECTION WIDTH:  
195-285



TRACMAX



2020/740

EU LABELLING




## ***HIGH PERFORMANCE FORWARD SPEED***


X-PRIVILO TX3 is dynamically designed, presents high speed, safety and driving pleasure. Perfect performance and handling control for speed addicts with special profile. Maximum grip in bends on wet and dry surfaces. Wide area of use from sport cars to luxury vehicles with high-tech structure and esthetic appearance.



Four main asymmetric grooves design ensures anti-hydroplaning performance.



Continuous, circumference solid center rib ensures linear stability at speed and provides crisp steering response.



The sharp crosscutting groove and the sipe design improves anti-hydroplaning performance.



# X-PRIVILO TX3



## PERFORMANCE PCR

Range	Item No.	Size Description	Sidewall	Standard Rim	Section Width	OA. Diameter	Max. Pressure				dB	
					(mm)	(mm)	(kpa/psi)					
15	TX3R1501	195/45R15 778V	BSW	6.5	195	557	300/44	C	B	B	69	
	TX3R1601	195/45R16 84VXL	BSW	6.5	195	582	340/50	C	B	A	69	
16	TX3R1602	205/45ZR16 87WXL	BSW	7.0	206	590	340/50	C	B	A	69	
	TX3R1603	205/55ZR16 94WXL	BSW	6.5	214	632	340/50	C	B	A	69	
	TX3R1604	215/40ZR16 86WXL	BSW	7.5	218	578	340/50	C	B	A	69	
	TX3R1606	215/45R16 86H	BSW	7.5	213	600	300/44	C	B	B	69	
	TX3R1605	215/45R16 90VXL	BSW	7.5	213	600	340/50	C	B	A	69	
	TX3R1718	195/40ZR17 81WXL	BSW	7.0	200	588	340/50	C	B	A	69	
17	TX3R1701	195/45ZR17 85WXL	BSW	6.5	195	608	340/50	C	B	A	69	
	TX3R1702	205/40ZR17 84WXL	BSW	7.5	212	596	340/50	C	B	A	69	
	TX3R1703	205/45ZR17 88WXL	BSW	7.0	206	616	340/50	C	B	A	69	
	TX3R1704	205/50ZR17 93WXL	BSW	6.5	214	638	340/50	C	B	A	69	
	TX3R1705	205/55ZR17 95WXL	BSW	6.5	214	658	340/50	C	B	A	69	
	TX3R1706	215/40ZR17 87WXL	BSW	7.5	218	604	340/50	C	B	A	69	
	TX3R1707	215/45ZR17 91WXL	BSW	7.5	213	626	340/50	C	B	A	69	
	TX3R1708	215/50ZR17 95WXL	BSW	7.0	226	648	340/50	C	B	A	69	
	TX3R1709	215/55ZR17 98WXL	BSW	7.0	226	668	340/50	C	B	A	69	
	TX3R1717	225/45ZR17 94WXL	BSW	7.5	225	634	340/50	C	B	A	69	
	TX3R1710	225/45ZR17 94YXL	BSW	7.5	225	634	340/50	C	B	A	69	
	TX3R1711	225/50ZR17 98YXL	BSW	7.0	233	658	340/50	C	B	A	69	
	TX3R1712	225/55ZR17 101WXL	BSW	7.0	233	680	340/50	C	B	A	69	
	TX3R1713	235/45ZR17 97WXL	BSW	8.0	236	644	340/50	C	B	A	69	
	TX3R1719	235/50ZR17 100WXL	BSW	7.5	245	668	340/50	C	B	A	69	
	TX3R1714	235/55ZR17 103WXL	BSW	7.5	245	690	340/50	C	B	A	69	
	TX3R1715	245/40ZR17 95WXL	BSW	8.5	248	628	340/50	C	B	A	69	
	TX3R1716	245/45ZR17 99WXL	BSW	8.0	243	652	340/50	C	B	A	69	
	18	TX3R1829	205/40ZR18 86YXL	BSW	7.0	212	621	340/50	C	B	A	69
		TX3R1801	215/35ZR18 84WXL	BSW	7.5	218	607	340/50	C	B	A	69
TX3R1823		215/40ZR18 89YXL	BSW	7.5	218	629	340/50	C	B	A	69	
TX3R1815		215/45ZR18 93YXL	BSW	7.5	213	651	340/50	C	B	A	69	
TX3R1828		215/50ZR18 92W	BSW	7.0	228	672	300/44	C	B	B	69	
TX3R1802		215/55R18 99YXL	BSW	7.0	226	693	340/50	C	B	A	69	
TX3R1824		225/35ZR18 87YXL	BSW	8.0	230	615	340/50	C	B	A	69	
TX3R1803		225/40ZR18 92YXL	BSW	8.0	230	637	340/50	C	B	A	69	
TX3R1804		225/45ZR18 95YXL	BSW	7.5	225	659	340/50	C	B	A	69	
TX3R1825		225/50ZR18 99WXL	BSW	7.5	228	683	340/50	C	B	A	69	
TX3R1820		225/55R18 98H	BSW	7.0	233	705	300/44	C	B	B	69	
TX3R1805		225/55R18 98V	BSW	7.0	233	705	300/44	C	B	B	69	
TX3R1806		235/40ZR18 95YXL	BSW	8.0	241	645	340/50	C	B	A	69	
TX3R1807		235/45ZR18 98WXL	BSW	8.0	236	669	340/50	C	B	A	69	
TX3R1821		235/50ZR18 97W	BSW	7.5	245	693	300/44	C	B	B	69	
TX3R1808		235/50ZR18 101YXL	BSW	7.5	245	693	340/50	C	B	A	69	
TX3R1816		235/55ZR18 104WXL	BSW	7.5	245	715	340/50	C	B	A	69	
TX3R1827		235/55ZR18 104YXL	BSW	7.5	245	715	340/50	C	B	A	69	
TX3R1826		245/35ZR18 92YXL	BSW	8.5	248	629	340/50	C	B	A	69	
TX3R1809		245/40ZR18 97YXL	BSW	8.5	248	653	340/50	C	B	A	69	
TX3R1810		245/45ZR18 100YXL	BSW	8.0	243	677	340/50	C	B	A	69	
TX3R1822		245/50ZR18 104WXL	BSW	7.5	247	706	340/50	C	B	A	69	
TX3R1818		255/35ZR18 94WXL	BSW	9.0	260	635	340/50	C	B	A	69	
TX3R1811		255/35ZR18 94YXL	BSW	9.0	260	635	340/50	C	B	A	69	
TX3R1812		255/40ZR18 99YXL	BSW	9.5	260	661	340/50	C	B	A	69	
TX3R1813		255/45ZR18 103YXL	BSW	8.5	255	687	340/50	C	B	A	69	
TX3R1819		255/55ZR18 109VXL	BSW	8.0	265	737	340/50	C	B	A	69	
TX3R1814		255/55ZR18 109YXL	BSW	8.0	265	737	340/50	C	B	A	69	
TX3R1817	265/35ZR18 97YXL	BSW	9.5	271	643	340/50	C	B	A	69		

# X-PRIVILO TX3



## PERFORMANCE PCR

Range	Item No.	Size Description	Sidewall	Standard Rim	Section Width	OA. Diameter	Max. Pressure				dB
19	TX3R1931	205/55ZR19 97WXL	BSW	6.5	214	709	340/50	C	B	A	69
	TX3R1901	225/30ZR19 84YXL	BSW	9.0	260	662	340/50	C	B	A	69
	TX3R1902	225/35ZR19 88YXL	BSW	8.0	230	641	340/50	C	B	A	69
	TX3R1903	225/40ZR19 93YXL	BSW	8.0	230	663	340/50	C	B	A	69
	TX3R1918	225/45ZR19 96YXL	BSW	7.5	225	685	340/50	C	B	A	69
	TX3R1929	225/55ZR19 103WXL	BSW	7.0	233	728	340/50	C	B	A	69
	TX3R1904	235/35ZR19 91YXL	BSW	8.5	241	647	340/50	C	B	A	69
	TX3R1916	235/40ZR19 96YXL	BSW	8.5	241	645	340/50	C	B	A	69
	TX3R1926	235/45ZR19 99YXL	BSW	8.0	239	695	340/50	C	B	A	69
	TX3R1917	235/50ZR19 103YXL	BSW	7.5	245	719	340/50	C	B	A	69
	TX3R1905	235/55ZR19 105YXL	BSW	7.5	245	741	340/50	C	B	A	69
	TX3R1906	245/35ZR19 93YXL	BSW	8.5	248	655	340/50	C	B	A	69
	TX3R1907	245/40ZR19 98YXL	BSW	8.5	248	679	340/50	C	B	A	69
	TX3R1908	245/45ZR19 102YXL	BSW	8.0	243	703	340/50	C	B	A	69
	TX3R1925	245/55ZR19 107WXL	BSW	7.5	253	753	340/50	C	B	A	69
	TX3R1909	255/30ZR19 91YXL	BSW	9.0	260	637	340/50	C	B	A	69
	TX3R1910	255/35ZR19 96YXL	BSW	9.0	260	661	340/50	C	B	A	69
	TX3R1919	255/40ZR19 100YXL	BSW	9.0	260	687	340/50	C	B	A	69
	TX3R1920	255/45ZR19 104YXL	BSW	8.5	255	715	340/50	C	B	A	69
	TX3R1911	255/50ZR19 107YXL	BSW	8.0	265	739	340/50	C	B	A	69
TX3R1922	255/55ZR19 111WXL	BSW	8.0	265	763	340/50	C	B	A	69	
TX3R1912	265/30ZR19 93WXL	BSW	9.5	271	643	340/50	C	B	A	69	
TX3R1927	265/50ZR19 110YXL	BSW	8.5	277	749	340/50	C	B	A	69	
TX3R1913	275/30ZR19 96YXL	BSW	9.5	278	649	340/50	C	B	B	71	
TX3R1923	275/35ZR19 100YXL	BSW	9.5	278	675	340/50	C	B	B	71	
TX3R1914	275/40ZR19 105YXL	BSW	9.5	278	703	340/50	C	B	B	71	
TX3R1928	275/45ZR19 108YXL	BSW	9.0	278	730	340/50	C	B	B	71	
TX3R1930	275/55ZR19 111W	BSW	8.5	280	787	300/44	C	B	B	71	
TX3R1915	285/45ZR19 111YXL	BSW	9.5	285	739	340/50	C	B	A	72	
20	TX3R2017	195/50R20 93VXL	BSW	7.0	201	704	340/50	C	B	A	69
	TX3R2018	195/55R20 95HXL	BSW	6.5	201	722	340/50	C	B	A	69
	TX3R2019	215/45ZR20 95WXL	BSW	7.5	213	702	340/50	C	B	A	69
	TX3R2009	225/30ZR20 85WXL	BSW	8.0	230	644	340/50	C	B	A	69
	TX3R2010	225/35ZR20 93WXL	BSW	8.0	230	666	340/50	C	B	A	69
	TX3R2005	235/30ZR20 88YXL	BSW	8.5	242	650	340/50	C	B	A	69
	TX3R2020	235/45ZR20 100YXL	BSW	7.5	236	720	340/50	C	B	A	69
	TX3R2011	245/30ZR20 95YXL	BSW	8.5	247	657	340/50	C	B	A	69
	TX3R2006	245/35ZR20 95YXL	BSW	8.5	248	680	340/50	C	B	A	69
	TX3R2003	245/40ZR20 99YXL	BSW	8.5	260	661	340/50	C	B	A	69
	TX3R2004	245/45ZR20 103YXL	BSW	8.0	243	728	340/50	C	B	A	69
	TX3R2012	245/50ZR20 105YXL	BSW	7.5	253	754	340/50	C	B	A	69
	TX3R2001	255/30ZR20 92YXL	BSW	9.0	260	637	340/50	C	B	A	69
	TX3R2007	255/35ZR20 97YXL	BSW	9.0	260	686	340/50	C	B	A	69
	TX3R2013	255/40ZR20 101YXL	BSW	9.0	260	712	340/50	C	B	A	69
	TX3R2014	255/45ZR20 105YXL	BSW	8.5	255	738	340/50	C	B	A	69
	TX3R2015	255/50ZR20 109YXL	BSW	8.0	265	764	340/50	C	B	A	69
	TX3R2016	255/55ZR20 110WXL	BSW	8.0	263	789	340/50	C	B	A	69
TX3R2008	275/30ZR20 97YXL	BSW	9.5	278	674	340/50	C	B	B	71	
TX3R2002	275/35ZR20 102YXL	BSW	9.5	278	700	340/50	C	B	B	71	





# X-PRIVILO RS01

UTQG: 340 A A

X-PRIVILO RS01 is designed as a premium summer pattern with high performance capability. The tread profile enables exceptional high-speed, superb handling and cornering response on dry and wet surfaces. Modern tread design with special compound provides fuel economy as well as durability.



RANGE:  
20-23

SPEED RATE:  
Y / W

ASPECT RATIO:  
30-55

SECTION WIDTH:  
245-315



Continuous center ribs can improve stability of handling and straight performance at high speed.



The sipe design can disperse the noise to improve the ride performance.



One narrow groove on outside can increase the block stiffness and improve handling and steering stability during cornering.

# X-PRIVILO RS01



SPORTY SUV												
Range	Item No.	Size Description	Sidewall	Standard Rim	Section Width	OA. Diameter	Max. Pressure					
					(mm)	(mm)	(kpa/psi)					
20	RS01R2001	265/45ZR20 108YXL	BSW	9.0	266	746	340/50	C	C	B	72	
	RS01R2002	265/50ZR20 111WXL	BSW	9.0	277	774	340/50	C	C	B	72	
	RS01R2003	275/40ZR20 106YXL	BSW	9.5	278	728	340/50	C	C	B	72	
	RS01R2004	275/45ZR20 110YXL	BSW	9.0	273	756	340/50	C	C	B	72	
	RS01R2005	275/50ZR20 113WXL	BSW	8.5	284	784	340/50	C	C	B	72	
	RS01R2011	275/50ZR20 113YXL	BSW	8.5	284	784	340/50	C	C	B	72	
	RS01R2006	275/55ZR20 117WXL	BSW	8.5	284	810	340/50	C	C	B	72	
	RS01R2007	285/50ZR20 116WXL	BSW	9.0	297	794	340/50	C	C	A	72	
	RS01R2008	295/40ZR20 110YXL	BSW	10.0	301	744	340/50	C	C	A	72	
	RS01R2009	305/40ZR20 112YXL	BSW	11.0	313	752	340/50	C	C	A	72	
RS01R2010	315/35ZR20 110YXL	BSW	11.0	320	728	340/50	C	C	A	72		
21	RS01R2105	245/35ZR21 96YXL	BSW	8.5	245	705	340/50	C	C	B	71	
	RS01R2110	245/40ZR21 100YXL	BSW	8.5	248	729	340/50	C	C	B	71	
	RS01R2111	255/40ZR21 102YXL	BSW	9.5	260	737	340/50	C	C	B	72	
	RS01R2112	265/40ZR21 105YXL	BSW	9.0	271	745	340/50	C	C	B	72	
	RS01R2113	265/45ZR21 108YXL	BSW	9.5	266	771	340/50	C	C	B	72	
	RS01R2106	275/30ZR21 98YXL	BSW	9.5	278	698	340/50	C	C	B	72	
	RS01R2116	275/35ZR21 103YXL	BSW	9.0	278	725	340/50	C	C	B	72	
	RS01R2101	275/40ZR21 107YXL	BSW	9.5	283	752	340/50	C	C	B	72	
	RS01R2103	275/45ZR21 110WXL	BSW	9.5	278	780	340/50	C	C	B	72	
	RS01R2109	275/45ZR21 110YXL	BSW	9.5	278	780	340/50	C	C	B	72	
	RS01R2114	285/40ZR21 109YXL	BSW	10.5	290	761	340/50	C	C	A	72	
	RS01R2115	285/45ZR21 113YXL	BSW	10.0	285	789	340/50	C	C	A	72	
	RS01R2102	295/35ZR21 107YXL	BSW	10.5	301	739	340/50	C	C	A	72	
	RS01R2107	295/40ZR21 111YXL	BSW	10.5	301	769	340/50	C	C	A	72	
RS01R2108	315/35ZR21 111YXL	BSW	11.0	320	753	340/50	C	C	A	72		
RS01R2104	315/40ZR21 115YXL	BSW	11.0	323	784	340/50	C	C	A	72		
22	RS01R2201	265/35ZR22 102YXL	BSW	9.5	271	745	340/50	C	C	B	72	
	RS01R2202	265/40ZR22 106YXL	BSW	9.5	271	771	340/50	C	C	B	72	
	RS01R2205	275/40ZR22 108YXL	BSW	10.0	278	779	340/50	C	C	B	72	
	RS01R2203	285/35ZR22 106YXL	BSW	10.0	290	759	340/50	C	C	A	72	
	RS01R2204	285/40ZR22 110YXL	BSW	10.0	290	787	340/50	C	C	A	72	
	RS01R2206	285/45ZR22 114YXL	BSW	10.0	285	815	340/50	C	C	A	72	
23	RS01R2301	285/35ZR23 107YXL	BSW	10.0	290	784	340/50	C	C	A	72	
	RS01R2302	305/35ZR23 111YXL	BSW	11.0	313	808	340/50	C	C	A	72	



**SPARTAN TX6** *UTQG: 240 A A*

Aggressive tread pattern uses minimal tread grooves. Intuitive Response Profile technology allows greater latitude in line choice while cornering, plus amazingly linear steering.




RANGE:  
18-20

SPEED RATE:  
V

ASPECT RATIO:  
40-60

SECTION WIDTH:  
245-275



The main zigzag grooves and aggressive pattern design provide outstanding traction for plus-sized wheel fitments of SUV.



High void ratio and non-directional asymmetrical pattern offers more evenly traction and cross rotated driving feature.



The sporty pattern design provides a comfortable ultra high performance with quieter ride and longer life.



# SPARTAN TX6



## SPORTY RACE

Range	Item No.	Size Description	Sidewall	Standard Rim	Section Width	OA. Diameter	Max. Pressure				dB
					(mm)	(mm)	(kpa/psi)				
18	TX6R1801	245/45R18 100VXL	BSW	8.0	243	677	340/50	C	B	B	73
	TX6R1803	255/50R18 106VXL	BSW	8.0	262	711	340/50	C	B	B	73
	TX6R1804	255/55R18 109VXL	BSW	8.0	265	737	340/50	C	B	B	73
	TX6R1805	265/60R18 114VXL	BSW	8.5	272	775	340/50	C	B	B	73
	TX6R1802	275/40R18 103VXL	BSW	9.5	278	679	340/50	C	B	B	73
20	TX6R2001	265/50R20 111VXL	BSW	9.0	277	774	340/50	C	B	B	73





# X-PRIVILO A/S TRAC SAVER



RANGE:  
12-20

SPEED RATE:  
T / H / V / W / Y


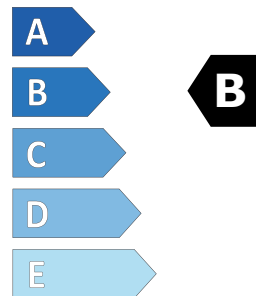
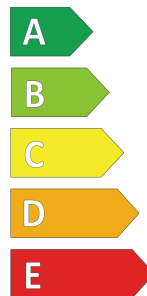
ASPECT RATIO:  
35-80

SECTION WIDTH:  
145-255



**ENERGY**

**TRACMAX**



2020/740

**EU LABELLING**





## ***ONE TYRE ACROSS ALL SEASONS***

A/S TRAC SAVER tyres provide impressive grip on snowy and wet winter roads due to adaptive all-season compound. As a trustful companion, the open shoulders for high aquaplaning performance and stiff pattern with minimum sipes for better handling and braking on dry roads convinces in any summer conditions. optimized sidewall geometry and optimal pattern depth leads to a significant reduction of rolling resistance and fuel consumption - without compromising on safety.



2 wide tread grooves with fine sipes enhance steering and controlling ability.



Serrated snow patterns with fine sipes provide great grip under snow & ice conditions.



The special tread compound remains flexible to ensure the grip under All Season Trac Saver.



**X-PRIVILO A/S TRAC SAVER**






**ALL SEASON**

Range	Item No.	Size Description	Sidewall	Standard Rim	Section Width	OA. Diameter	Max. Pressure				dB
					(mm)	(mm)	(kpa/psi)				
12	TSR1201	155/70R12 73T	BSW	4.0	175	523	300/44	D	C	B	71
	TSR1202	165/70R12 77T	BSW	4.5	170	537	300/44	D	C	B	71
	TSR1203	175/70R12 80T	BSW	5.0	177	585	300/44	D	C	B	71
13	TSR1301	145/70R13 71T	BSW	4.5	150	534	300/44	D	C	B	71
	TSR1302	145/80R13 79TXL	BSW	4.0	145	502	340/50	D	C	B	71
	TSR1303	155/65R13 73T	BSW	4.5	157	532	300/44	D	C	B	71
	TSR1304	155/70R13 75T	BSW	4.5	157	548	300/44	D	C	B	71
	TSR1305	155/80R13 79T	BSW	4.5	157	578	300/44	D	C	B	71
	TSR1306	165/70R13 79T	BSW	5.0	170	562	300/44	D	C	B	71
	TSR1310	165/70R13 83TXL	BSW	5.0	170	562	340/50	D	C	B	71
	TSR1308	175/65R13 80T	BSW	5.0	177	558	300/44	D	C	B	71
	TSR1309	175/70R13 82T	BSW	5.0	177	576	300/44	D	C	B	71
	TSR1311	185/70R13 86T	BSW	5.0	189	590	300/44	D	C	B	71
	14	TSR1401	155/65R14 75T	BSW	4.5	157	558	300/44	D	C	B
TSR1402		165/60R14 79HXL	BSW	5.0	170	554	340/50	D	C	B	71
TSR1403		165/65R14 79T	BSW	5.0	170	570	300/44	D	C	B	71
TSR1404		165/70R14 81T	BSW	5.0	170	588	300/44	D	C	B	71
TSR1405		165/70R14 85TXL	BSW	5.0	170	588	340/50	D	C	B	71
TSR1406		175/65R14 82T	BSW	5.0	177	584	300/44	D	C	B	71
TSR1407		175/65R14 86TXL	BSW	5.0	177	584	340/44	D	C	B	71
TSR1408		175/70R14 84T	BSW	5.0	177	602	300/44	D	C	B	71
TSR1409		175/70R14 88TXL	BSW	5.0	177	602	340/50	D	C	B	71
TSR1410		185/55R14 80H	BSW	6.0	194	560	300/44	D	C	B	71
TSR1411		185/60R14 82H	BSW	5.5	189	578	300/44	D	C	B	71
TSR1412		185/65R14 86H	BSW	5.5	189	596	300/44	D	C	B	71
TSR1413		185/70R14 88T	BSW	5.5	189	616	300/44	D	C	B	71
TSR1415		195/65R14 89H	BSW	5.5	201	610	300/44	C	C	B	72
TSR1414		195/70R14 91T	BSW	6.0	201	630	300/44	C	C	B	72
TSR1416		205/70R14 95T	BSW	6.5	209	664	300/44	C	B	B	72
15	TSR1501	165/65R15 81H	BSW	5.0	170	595	300/44	D	C	B	71
	TSR1502	175/65R15 84H	BSW	5.0	177	609	300/44	D	C	B	71
	TSR1503	185/55R15 82H	BSW	6.0	194	585	300/44	D	C	B	71
	TSR1504	185/60R15 84H	BSW	5.5	189	603	300/44	D	C	B	71
	TSR1505	185/60R15 88HXL	BSW	5.5	189	603	340/50	D	C	B	71
	TSR1506	185/65R15 88H	BSW	5.5	189	621	300/44	D	C	B	71
	TSR1507	185/65R15 92HXL	BSW	5.5	189	621	340/50	C	C	B	71
	TSR1508	195/50R15 82V	BSW	6.0	201	577	300/44	D	C	B	72
	TSR1509	195/55R15 85V	BSW	6.0	201	595	300/44	D	C	B	72
	TSR1510	195/60R15 88V	BSW	6.0	201	615	300/44	D	C	B	72
	TSR1511	195/65R15 91H	BSW	6.0	201	635	300/44	C	C	B	72
	TSR1512	195/65R15 95HXL	BSW	6.0	201	635	340/50	C	C	B	72
	TSR1513	205/65R15 94V	BSW	6.0	209	647	300/44	C	B	B	72
	TSR1514	215/65R15 96H	BSW	6.5	221	661	300/44	C	B	B	72
16	TSR1601	195/45R16 84VXL	BSW	6.5	195	582	340/50	D	C	B	72
	TSR1602	195/50R16 88VXL	BSW	6.0	201	602	340/50	D	C	B	72
	TSR1617	195/55R16 87V	BSW	6.0	201	620	300/44	D	C	B	72
	TSR1604	195/55R16 91VXL	BSW	6.0	201	620	340/50	C	C	B	72
	TSR1605	195/60R16 89V	BSW	6.0	201	641	300/44	D	C	B	72
	TSR1606	205/45ZR16 87WXL	BSW	7.0	206	590	340/50	D	B	B	72
	TSR1607	205/50ZR16 91WXL	BSW	6.5	214	612	340/50	C	B	B	72
	TSR1618	205/55R16 91H	BSW	6.5	214	632	300/44	C	B	B	72
	TSR1609	205/55R16 91V	BSW	6.5	214	632	300/44	C	B	B	72
	TSR1610	205/55R16 94VXL	BSW	6.5	214	632	340/50	C	B	B	72
	TSR1611	205/60R16 92H	BSW	6.0	209	652	300/44	C	B	B	72
	TSR1612	205/60R16 96VXL	BSW	6.0	209	652	340/50	C	B	B	72
	TSR1613	215/45R16 90VXL	BSW	7.5	213	600	340/50	D	B	B	72
	TSR1614	215/55ZR16 97WXL	BSW	7.0	226	642	340/50	C	B	B	72
	TSR1615	215/60R16 99VXL	BSW	6.5	221	664	340/50	C	B	B	72
	TSR1616	215/65R16 98V	BSW	6.5	221	686	300/44	C	B	B	72

# X-PRIVIO A/S TRAC SAVER



## ALL SEASON

Range	Item No.	Size Description	Sidewall	Standard Rim	Section Width	OA. Diameter	Max. Pressure				dB
16	TSR1617	215/70R16 100H	BSW	6.5	221	708	300/44	C	B	B	72
	TSR1618	225/55Zr16 99WXL	BSW	7.0	233	680	340/50	C	B	B	72
	TSR1619	225/60R16 102VXL	BSW	6.5	228	676	340/50	C	B	B	72
	TSR1620	235/60R16 100V	BSW	7.0	240	688	300/44	C	B	B	72
17	TSR1701	205/40Zr17 84WXL	BSW	7.5	212	596	340/50	D	B	B	72
	TSR1702	205/45Zr17 88WXL	BSW	7.0	206	616	340/50	D	B	B	72
	TSR1703	205/50Zr17 93WXL	BSW	6.5	214	638	340/50	C	B	B	72
	TSR1704	205/55Zr17 95WXL	BSW	6.5	214	658	340/50	C	B	B	72
	TSR1705	215/40Zr17 87WXL	BSW	7.5	218	604	340/50	D	B	B	72
	TSR1706	215/45Zr17 91WXL	BSW	7.5	213	626	340/50	C	B	B	72
	TSR1707	215/50Zr17 95WXL	BSW	7.5	226	648	340/50	C	B	B	72
	TSR1708	215/55Zr17 98WXL	BSW	7.5	226	668	340/50	C	B	B	72
	TSR1709	215/60R17 100VXL	BSW	6.5	221	690	340/50	C	B	B	72
	TSR1710	215/65R17 99V	BSW	6.5	228	702	300/44	C	B	B	72
	TSR1723	225/45Zr17 91W	BSW	7.5	225	634	300/44	C	B	B	72
	TSR1724	225/45Zr17 94WXL	BSW	7.5	225	634	340/50	C	B	B	72
	TSR1713	225/45Zr17 94YXL	BSW	7.5	225	634	340/50	C	B	B	72
	TSR1725	225/50Zr17 98WXL	BSW	8.0	233	658	340/50	C	B	B	72
	TSR1715	225/50Zr17 98YXL	BSW	8.0	233	658	340/50	C	B	B	72
	TSR1716	225/55Zr17 101WXL	BSW	7.0	233	680	340/50	C	B	B	72
	TSR1717	225/60R17 103VXL	BSW	6.5	228	702	340/50	C	B	B	72
	TSR1718	225/65R17 106VXL	BSW	6.5	228	724	340/50	C	B	B	72
	TSR1719	235/45Zr17 97WXL	BSW	7.5	236	644	340/50	C	B	B	72
	TSR1720	235/55Zr17 103WXL	BSW	7.5	245	690	340/50	C	B	B	72
TSR1721	235/65Zr17 108WXL	BSW	7.0	240	738	340/50	C	B	B	72	
TSR1722	245/45Zr17 99WXL	BSW	8.0	243	652	340/50	C	B	B	72	
18	TSR1815	215/50Zr18 92W	BSW	7.0	228	672	300/44	C	B	B	72
	TSR1801	215/55R18 99VXL	BSW	7.0	224	693	340/50	C	B	B	72
	TSR1802	225/40Zr18 92WXL	BSW	8.0	230	637	340/50	C	B	B	72
	TSR1803	225/40Zr18 92YXL	BSW	8.0	230	637	340/50	C	B	B	72
	TSR1804	225/45Zr18 95WXL	BSW	7.5	225	659	340/50	C	B	B	72
	TSR1805	225/55R18 98V	BSW	7.0	233	705	300/44	C	B	B	72
	TSR1806	235/45Zr18 98WXL	BSW	8.0	236	669	340/50	C	B	B	72
	TSR1807	235/45Zr18 98YXL	BSW	8.0	236	669	340/50	C	B	B	72
	TSR1808	235/50Zr18 101WXL	BSW	7.5	245	693	340/50	C	B	B	72
	TSR1809	235/55R18 104VXL	BSW	7.5	243	715	340/50	C	B	B	72
	TSR1810	235/60Zr18 107WXL	BSW	7.0	240	738	340/50	C	B	B	72
	TSR1811	245/40Zr18 97WXL	BSW	8.5	248	653	340/50	C	B	B	72
	TSR1812	245/40Zr18 97YXL	BSW	8.5	248	653	340/50	C	B	B	72
	TSR1813	245/45Zr18 100WXL	BSW	8.5	248	653	340/50	C	B	B	72
TSR1814	245/45Zr18 100YXL	BSW	8.5	248	653	340/50	C	B	B	72	
19	TSR1913	205/55Zr19 97WXL	BSW	6.5	214	709	340/50	C	B	B	72
	TSR1901	225/35Zr19 88WXL	BSW	8.0	230	640	340/50	D	B	B	72
	TSR1902	225/35Zr19 88YXL	BSW	8.0	230	641	340/50	D	B	B	72
	TSR1903	225/40Zr19 93WXL	BSW	8.0	230	663	340/50	C	B	B	72
	TSR1904	225/40Zr19 93YXL	BSW	8.0	230	663	340/50	C	B	B	72
	TSR1905	225/45Zr19 96YXL	BSW	7.5	225	685	340/50	C	B	B	72
	TSR1906	225/55Zr19 99W	BSW	7.0	233	732	300/44	C	B	B	72
	TSR1907	235/35Zr19 91YXL	BSW	8.5	241	647	340/50	C	B	B	72
	TSR1908	235/55Zr19 105WXL	BSW	7.5	245	741	340/50	C	B	B	72
	TSR1909	245/40Zr19 98WXL	BSW	8.5	248	679	340/50	C	B	B	72
	TSR1910	245/40Zr19 98YXL	BSW	8.5	248	679	340/50	C	B	B	72
	TSR1911	245/45Zr19 102WXL	BSW	8.0	243	703	340/50	C	B	B	72
	TSR1912	245/45Zr19 102YXL	BSW	8.0	243	703	340/50	C	B	B	72
	TSR1915	255/35Zr19 96YXL	BSW	9.0	260	661	340/50	C	B	B	72
TSR1916	255/40Zr19 100YXL	BSW	9.0	260	687	340/50	C	B	B	72	
20	TSR2001	195/50R20 93HXL	BSW	7.0	201	704	340/50	C	C	B	72
	TSR2002	195/55R20 95HXL	BSW	6.0	201	722	340/50	C	C	B	72





# X-PRIVILO A/S VAN SAVER

A/S VAN SAVER is developed for light and medium-duty vans, trucks and pickups, as well as crossover and sporty utility vehicles. VAN SAVER is designed to enhance driving pleasure, save fuel and maintain wet braking grip while providing long wear and traction, even in light snow. With optimized wet braking and aquaplaning performance, VAN SAVER improves handling from dry to snowy roads.



RANGE:  
14-17


SPEED RATE:  
T / H / S / R

ASPECT RATIO:  
55-75

SECTION WIDTH:  
175-235



Three main grooves of the tread design provides outstanding drainage ability.



Excellent handling performance due to ultimate tread design with central groove and brand new compound.






Solid shoulder design for better mileage.

# X-PRIVILO A/S VAN SAVER



## ONE TYRE ACROSS ALL SEASONS

Range	Item No.	Size Description	Sidewall	Standard Rim	Section Width	OA. Diameter	Max. Pressure				dB
14	VSR1401	175/65R14C 990/88T	BSW	5.5	177	584	375/54	D	B	B	72
	VSR1402	175/70R14C 95/93T	BSW	5.5	177	602	375/54	D	B	B	72
15	VSR1501	195/70R15C 104/102S	BSW	6.0	201	655	450/65	D	B	B	72
	VSR1502	205/70R15C 106/104S	BSW	6.0	209	669	450/65	D	B	B	72
	VSR1503	215/70R15C 109/107S	BSW	6.5	221	683	450/65	C	B	B	72
	VSR1504	225/70R15C 112/110S	BSW	6.5	228	697	450/65	C	B	B	72
16	VSR1601	185/75R16C 104/102S	BSW	5.0	184	684	475/69	D	B	B	72
	VSR1602	195/60R16C 99/97H	BSW	6.0	201	640	375/54	D	B	B	72
	VSR1603	195/65R16C 104/102S	BSW	6.0	201	660	475/69	D	B	B	72
	VSR1604	195/75R16C 107/105S	BSW	5.5	196	698	475/69	D	B	B	72
	VSR1605	205/65R16C 107/105T	BSW	6.0	209	672	475/69	D	B	B	72
	VSR1606	205/75R16C 113/111S	BSW	5.5	203	714	525/76	C	B	B	72
	VSR1607	215/60R16C 103/101T	BSW	6.5	221	664	375/54	D	B	B	72
	VSR1608	215/65R16C 109/107T	BSW	6.5	221	686	475/69	C	B	B	72
	VSR1609	215/75R16C 113/111S	BSW	6.0	216	728	475/69	C	B	B	72
	VSR1610	225/65R16C 112/110S	BSW	6.5	228	698	475/69	C	B	B	72
	VSR1611	225/75R16C 121/120R	BSW	6.5	223	744	475/69	C	B	B	72
	VSR1612	235/65R16C 115/113S	BSW	7.0	240	712	475/69	C	B	B	72
	VSR1613	235/65R16C 121/119R	BSW	7.0	240	712	575/83	C	B	B	72
17	VSR1701	215/60R17C 109/107T	BSW	6.5	221	690	475/69	C	B	B	72
	VSR1702	225/55R17C 109/107H	BSW	7.5	233	680	475/69	C	B	B	72





# X-PRIVILO S130



RANGE:  
13-16

SPEED RATE:  
H / T / V


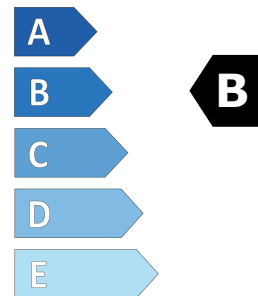
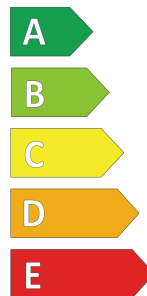
ASPECT RATIO:  
50-80

SECTION WIDTH:  
135-225



## ENERGY

TRACMAX



2020/740

EU LABELLING




## ***OUTSTANDING CONTROL IN WINTER***


X-PRIVILO S130 winter tyre features a directional tread design with broad, rounded outboard shoulder blocks to enhance dry road handling. These are combined with independent inboard tread blocks separated by wide circumferential grooves to enhance snow traction, wet road traction and hydroplaning resistance. The tread design features high-density sipes to provide the biting edges to help grip snow and ice and enhance winter traction.



The design of single guide pattern and transverse drainage groove makes the snow/wet slippery pavement show excellent traction and braking performance.



Longitudinal semi-deep drainage groove design enables effective connection between patterned blocks, increases the strength of patterned blocks, and provides better turning performance.



High density 3D snow steel sheet design can effectively enhance the grip force in the snow, effectively pierce the water film on the wet road surface, and prevent the occurrence of water sliding.





# X-PRIVILO S130



## WINTER PCR

Range	Item No.	Size Description	Sidewall	Standard Rim	Section Width	OA. Diameter	Max. Pressure				dB
13	S130R1301	145/70R13 71T	BSW	4.5	150	534	300/44	D	B	B	70
	S130R1302	145/80R13 75T	BSW	4.0	145	502	300/44	D	B	B	70
	S130R1303	155/65R13 73T	BSW	4.5	157	532	300/44	D	B	B	70
	S130R1304	155/70R13 75T	BSW	4.5	157	548	300/44	D	B	B	70
	S130R1305	155/80R13 79T	BSW	4.5	157	578	300/44	D	B	B	70
	S130R1306	165/70R13 79T	BSW	5.0	170	562	300/44	D	B	B	70
	S130R1307	175/65R13 80T	BSW	5.0	177	558	300/44	D	B	B	70
	S130R1308	175/70R13 82T	BSW	5.0	177	576	300/44	D	B	B	70
14	S130R1401	155/65R14 75T	BSW	4.5	154	557	300/44	D	B	B	70
	S130R1402	165/60R14 79TXL	BSW	5.0	170	554	340/50	D	B	B	70
	S130R1403	165/65R14 79T	BSW	5.0	170	570	300/44	D	B	B	70
	S130R1404	165/70R14 81T	BSW	5.0	170	588	300/44	D	B	B	70
	S130R1405	165/70R14 85TXL	BSW	5.0	170	588	340/50	D	B	B	70
	S130R1406	175/65R14 82T	BSW	5.0	177	584	300/44	D	B	B	70
	S130R1407	175/65R14 86TXL	BSW	5.0	177	584	340/50	D	B	B	70
	S130R1408	175/70R14 84T	BSW	5.0	177	602	300/44	D	B	B	70
	S130R1409	175/70R14 88TXL	BSW	5.0	177	602	340/50	D	B	B	70
	S130R1410	185/55R14 80T	BSW	6.0	194	560	300/44	D	B	B	70
	S130R1412	185/60R14 82H	BSW	5.5	189	578	300/44	D	B	B	70
	S130R1414	185/65R14 86H	BSW	5.5	189	596	300/44	D	B	B	70
	S130R1415	185/70R14 88T	BSW	5.5	189	616	300/44	D	B	B	70
	S130R1416	195/65R14 89T	BSW	6.0	201	630	300/44	D	B	B	70
S130R1417	195/70R14 91T	BSW	6.0	201	610	300/44	C	B	B	70	
15	S130R1501	135/70R15 70T	BSW	4.0	138	571	300/44	D	B	B	70
	S130R1527	145/65R15 72T	BSW	4.5	157	569	300/44	D	B	B	70
	S130R1528	155/60R15 74T	BSW	4.5	157	567	300/44	D	B	B	70
	S130R1502	165/60R15 81TXL	BSW	5.0	170	579	340/50	D	B	B	70
	S130R1503	165/65R15 81T	BSW	5.0	170	595	300/44	D	B	B	70
	S130R1504	175/55R15 77T	BSW	5.5	182	573	300/44	D	B	B	70
	S130R1505	175/65R15 84T	BSW	5.0	177	609	300/44	D	B	B	70
	S130R1506	185/55R15 82H	BSW	6.0	194	585	300/44	D	B	B	70
	S130R1507	185/60R15 84T	BSW	5.5	189	603	300/44	D	B	B	70
	S130R1508	185/60R15 88TXL	BSW	5.5	189	603	340/50	D	B	B	70
	S130R1509	185/65R15 88T	BSW	5.5	189	621	300/44	D	B	B	70
	S130R1510	185/65R15 88H	BSW	5.5	189	621	300/44	D	B	B	70
	S130R1511	185/65R15 92TXL	BSW	5.5	189	621	340/50	C	B	B	70
	S130R1512	195/50R15 82H	BSW	6.0	201	577	300/44	D	B	B	70
	S130R1513	195/55R15 85H	BSW	6.0	201	595	300/44	D	B	B	70
	S130R1515	195/60R15 88H	BSW	6.0	201	615	300/44	D	B	B	70
	S130R1517	195/65R15 91H	BSW	6.0	201	635	300/44	C	B	B	70
	S130R1518	195/65R15 95TXL	BSW	6.0	201	635	340/50	C	B	B	70
	S130R1519	205/60R15 91H	BSW	6.0	209	627	300/44	C	B	B	70
	S130R1520	205/65R15 94H	BSW	6.0	209	647	300/44	C	B	B	70
S130R1522	205/70R15 96T	BSW	6.0	209	669	300/44	C	B	B	70	
S130R1523	215/65R15 96H	BSW	6.5	221	661	300/44	C	B	B	70	
S130R1524	215/65R15 100HXL	BSW	6.5	221	661	340/50	C	B	B	70	
S130R1526	215/70R15 98T	BSW	6.5	221	683	300/44	C	B	B	70	

# X-PRIVILO S130



## WINTER PCR

Range	Item No.	Size Description	Sidewall	Standard Rim	Section Width	OA. Diameter	Max. Pressure				
					(mm)	(mm)	(kpa/psi)				
16	S130R1601	185/60R16 86H	BSW	5.5	189	628	300/44	D	B	B	70
	S130R1602	195/50R16 84H	BSW	6.0	201	602	300/44	D	B	B	70
	S130R1603	195/50R16 88VXL	BSW	6.0	201	602	340/50	D	B	B	70
	S130R1604	195/55R16 87H	BSW	6.0	201	620	300/44	D	B	B	70
	S130R1605	195/55R16 91VXL	BSW	6.0	201	620	340/50	C	B	B	70
	S130R1606	195/60R16 89H	BSW	6.0	201	641	300/44	D	B	B	70
	S130R1607	205/55R16 91H	BSW	6.0	214	632	300/44	C	B	B	70
	S130R1608	205/55R16 91V	BSW	6.0	214	632	300/44	C	B	B	70
	S130R1609	205/60R16 92T	BSW	6.0	209	652	300/44	C	B	B	70
	S130R1610	205/60R16 92H	BSW	6.0	209	652	300/44	C	B	B	70
	S130R1611	205/60R16 96HXL	BSW	6.0	209	652	340/50	C	B	B	70
	S130R1612	215/60R16 95H	BSW	6.5	221	664	300/44	C	B	B	70
	S130R1613	215/60R16 99HXL	BSW	6.5	221	664	340/50	C	B	B	70
	S130R1615	215/65R16 98H	BSW	6.5	221	686	300/44	C	B	B	70
	S130R1616	215/65R16 102HXL	BSW	6.5	221	686	340/50	C	B	B	70
S130R1618	225/60R16 98H	BSW	6.5	228	676	300/44	C	B	B	70	
S130R1619	225/60R16 102HXL	BSW	6.5	228	676	340/50	C	B	B	70	



# ICE-PLUS S210

Ice-plus S210 provides excellent performance in wet and snowy road conditions, without compromising on ride comfort. The asymmetrical tread pattern with fine sipes increase the traction due to greater snow-snow friction.




RANGE:  
15-19


SPEED RATE:  
H / V

ASPECT RATIO:  
35-65

SECTION WIDTH:  
175-275



4 wide tread grooves with fine sipes enhance steering and controlling ability



Serrated snow patterns with fine sipes provide greater grip in snow & ice conditions.






The special tread compound remains flexible at lower temperature to ensure the grip in winter road condition.

# ICE-PLUS S210



## WINTER PERFORMANCE PCR

Range	Item No.	Size Description	Sidewall	Standard Rim	Section Width	OA. Diameter	Max. Pressure				dB
					(mm)	(mm)	(kpa/psi)				
15	S210R1501	175/60R15 81H	BSW	5.0	177	591	300/44	D	C	B	71
	S210R1502	195/65R15 91H	BSW	6.0	201	635	300/44	C	C	B	72
16	S210R1601	185/50R16 81H	BSW	6.0	194	592	300/44	C	C	B	71
	S210R1602	185/55R16 87HXL	BSW	6.0	194	610	340/50	C	C	B	71
	S210R1603	195/45R16 84HXL	BSW	6.5	195	582	340/50	C	C	B	72
	S210R1604	205/45R16 87HXL	BSW	7.0	206	590	340/50	C	C	B	72
	S210R1609	205/50R16 91HXL	BSW	6.5	214	612	340/50	C	C	B	72
	S210R1605	205/55R16 94HXL	BSW	6.5	214	632	340/50	C	C	B	72
	S210R1606	215/55R16 97HXL	BSW	7.0	226	642	340/50	C	C	B	72
	S210R1607	225/55R16 99HXL	BSW	7.0	233	654	340/50	C	C	B	72
S210R1608	235/60R16 100H	BSW	7.0	240	688	300/44	C	C	B	72	
17	S210R1701	205/40R17 84VXL	BSW	7.5	212	596	340/50	C	C	B	72
	S210R1715	205/45R17 88VXL	BSW	7.0	206	616	340/50	C	C	B	71
	S210R1702	205/50R17 93VXL	BSW	6.5	214	638	340/50	C	C	B	72
	S210R1703	205/55R17 95VXL	BSW	6.5	214	658	340/50	C	C	B	72
	S210R1716	215/40R17 87VXL	BSW	7.5	218	604	340/50	C	C	B	71
	S210R1717	215/45R17 91VXL	BSW	7.5	213	626	340/50	C	C	B	72
	S210R1704	215/50R17 95VXL	BSW	7.0	226	648	340/50	C	C	B	72
	S210R1705	215/55R17 98VXL	BSW	7.0	226	668	340/50	C	C	B	72
	S210R1706	215/60R17 96H	BSW	6.5	221	690	300/44	C	C	B	72
	S210R1707	225/45R17 94VXL	BSW	7.5	225	634	340/50	C	C	B	72
	S210R1708	225/50R17 98VXL	BSW	7.0	233	658	340/50	C	C	B	72
	S210R1709	225/55R17 101VXL	BSW	7.0	233	680	340/50	C	C	B	72
	S210R1710	225/60R17 99H	BSW	6.5	228	702	300/44	C	C	B	72
	S210R1711	235/45R17 97VXL	BSW	8.0	236	644	340/50	C	C	B	72
S210R1712	235/55R17 103VXL	BSW	7.5	245	690	340/50	C	C	B	72	
S210R1713	235/60R17 102H	BSW	7.0	240	714	300/44	C	C	B	72	
S210R1714	245/45R17 99VXL	BSW	8.0	243	652	340/50	C	C	B	72	
18	S210R1801	225/40R18 92VXL	BSW	8.0	230	637	340/50	C	C	B	72
	S210R1802	225/45R18 95VXL	BSW	7.5	225	659	340/50	C	C	B	72
	S210R1803	235/40R18 95VXL	BSW	8.5	241	645	340/50	C	C	B	72
	S210R1804	235/45R18 98VXL	BSW	8.0	236	669	340/50	C	C	B	71
	S210R1807	235/50R18 101VXL	BSW	7.5	245	693	340/50	C	C	B	72
	S210R1805	245/40R18 97VXL	BSW	8.5	248	653	340/50	C	C	B	70
S210R1806	245/45R18 100VXL	BSW	8.0	243	677	340/50	C	C	B	72	
19	S210R1908	225/40R19 93VXL	BSW	8.0	230	663	340/50	C	C	B	72
	S210R1901	235/35R19 91VXL	BSW	8.5	241	647	340/50	C	C	B	72
	S210R1902	235/55R19 105VXL	BSW	7.5	245	741	340/50	C	C	B	72
	S210R1909	245/35R19 93VXL	BSW	8.5	248	655	340/50	C	C	B	72
	S210R1903	245/40R19 98VXL	BSW	8.5	248	679	340/50	C	C	B	71
	S210R1906	245/45R19 102VXL	BSW	8.0	243	703	340/50	C	C	B	71
	S210R1904	255/35R19 96VXL	BSW	9.0	260	661	340/50	C	C	B	71
	S210R1905	255/40R19 100VXL	BSW	9.0	260	687	340/50	C	C	B	71
	S210R1910	275/35R19 100VXL	BSW	9.5	278	675	340/50	C	C	B	72
S210R1907	275/40R19 105VXL	BSW	9.5	278	703	340/50	C	C	B	72	





# ICE-PLUS S220

Optimally combines of high-performance handling and reliable winter grip. It offers balanced driving in rapid changing weather conditions for sporty cars. Advanced winter grip on dry, wet and snowcovered roads due to functional performance siping.




RANGE:  
16-20


SPEED RATE:  
H / T / V

ASPECT RATIO:  
35-70


SECTION WIDTH:  
215-315



4 wide tread grooves with fine sipes enhance steering and controlling ability.



Serrated snow patterns with fine sipes provide great grip under snow & ice conditions.



The special tread compound remains flexible at lower temperature to ensure the grip under winter road condition.

# ICE-PLUS S220



## WINTER PERFORMANCE SUV

Range	Item No.	Size Description	Sidewall	Standard Rim	Section Width	OA. Diameter	Max. Pressure				dB
					(mm)	(mm)	(kpa/psi)				
16	S220R1601	215/65R16 98H	BSW	6.5	221	686	300/44	C	E	B	72
	S220R1602	215/70R16 100H	BSW	6.5	221	708	300/44	C	E	B	72
	S220R1603	225/70R16 103H	BSW	6.5	228	722	300/44	C	E	B	72
	S220R1604	235/70R16 106H	BSW	7.0	240	736	300/44	C	E	B	72
	S220R1605	245/70R16 107H	BSW	7.0	248	750	300/44	C	E	B	72
	S220R1606	265/70R16 112H	BSW	8.0	272	778	300/44	C	C	B	72
17	S220R1701	225/65R17 102H	BSW	6.5	228	724	300/44	C	E	B	72
	S220R1702	235/65R17 108HXL	BSW	7.0	240	738	340/50	C	E	B	72
	S220R1703	245/65R17 107H	BSW	8.0	248	750	300/44	C	E	B	72
	S220R1705	255/60R17 106H	BSW	7.5	260	738	300/44	C	E	B	72
	S220R1704	265/65R17 112T	BSW	8.0	272	776	300/44	C	E	B	72
	S220R1706	265/70R17 115T	BSW	8.0	272	804	300/44	C	C	B	71
18	S220R1801	235/60R18 107HXL	BSW	7.0	240	739	340/50	C	E	B	72
	S220R1802	255/55R18 109HXL	BSW	8.0	265	737	340/50	C	E	B	72
19	S220R1902	245/55R19 107VXL	BSW	7.5	253	753	340/50	C	C	B	72
	S220R1901	255/50R19 107VXL	BSW	8.0	265	739	340/50	C	E	B	72
20	S220R2001	275/40R20 106VXL	BSW	9.5	278	728	340/50	C	E	B	72
	S220R2002	315/35R20 110VXL	BSW	11.0	320	728	340/50	C	C	A	72



# X-PRIVILO S330

X-PRIVILO S330 comprehensively improves safety and handling performance in Winter conditions, the high-tech features are contributed by new winter formula and sipe designs.



RANGE:  
18-21

SPEED RATE:  
H / V

ASPECT RATIO:  
35-60

SECTION WIDTH:  
215-295



Wide longitudinal drainage grooves ensure stable wetland handling and braking performance.



Unique arrow single guide pattern design increases snow traction and enhances winter driving pleasure



The 3D S-Curve grooves design improves handling performance on winter roads, supports a faster braking.

# X-PRIVILEO S330



## WINTER PERFORMANCE PCR

Range	Item No.	Size Description	Sidewall	Standard Rim	Section Width	OA. Diameter	Max. Pressure				dB
					(mm)	(mm)	(kpa/psi)				
18	S330R1801	215/45R18 93VXL	BSW	7.5	213	651	340/50	C	B	B	72
	S330R1802	215/55R18 99VXL	BSW	7.0	226	693	340/50	C	B	B	72
	S330R1803	225/45R18 95VXL	BSW	7.5	225	659	340/50	C	B	B	72
	S330R1804	225/50R18 99VXL	BSW	7.5	228	683	340/50	C	B	B	72
	S330R1805	225/55R18 102VXL	BSW	7.0	233	705	340/50	C	B	B	72
	S330R1806	225/60R18 100HXL	BSW	6.5	228	727	340/50	C	B	B	72
	S330R1807	235/55R18 104VXL	BSW	7.5	245	715	340/50	C	B	B	72
	S330R1808	245/60R18 105H	BSW	7.0	248	751	300/44	C	B	B	72
	S330R1809	255/40R18 99VXL	BSW	9.5	260	661	340/50	C	B	B	73
	S330R1810	255/45R18 103VXL	BSW	8.5	255	687	340/50	C	B	B	73
	S330R1811	255/60R18 112HXL	BSW	7.5	275	763	340/50	C	B	B	73
	S330R1812	265/60R18 114HXL	BSW	8.0	272	775	340/50	C	B	B	73
19	S330R1901	225/45R19 96VXL	BSW	7.5	225	685	340/50	C	B	B	72
	S330R1902	225/55R19 103VXL	BSW	7.0	233	728	340/50	C	B	B	72
	S330R1903	235/45R19 99VXL	BSW	8.0	239	695	340/50	C	B	B	72
	S330R1904	235/50R19 103VXL	BSW	7.5	245	719	340/50	C	B	B	72
	S330R1905	245/55R19 107VXL	BSW	8.0	253	753	340/50	C	B	B	72
	S330R1906	255/40R19 100VXL	BSW	9.0	260	687	340/50	C	B	B	73
	S330R1907	255/45R19 104VXL	BSW	8.5	255	715	340/50	C	B	B	73
	S330R1908	255/50R19 107VXL	BSW	8.0	265	739	340/50	C	B	B	73
	S330R1909	255/55R19 111VXL	BSW	8.0	265	763	340/50	C	B	B	73
	S330R1910	285/45R19 111VXL	BSW	9.5	285	739	340/50	C	B	B	73
20	S330R2001	245/35R20 95VXL	BSW	8.5	248	680	340/50	C	B	B	72
	S330R2002	245/40R20 99VXL	BSW	8.5	260	661	340/50	C	B	B	72
	S330R2003	245/45R20 103VXL	BSW	8.0	243	728	340/50	C	B	B	72
	S330R2004	255/35R20 97VXL	BSW	9.0	260	686	340/50	C	B	B	73
	S330R2005	255/40R20 101VXL	BSW	9.0	260	712	340/50	C	B	B	73
	S330R2006	255/45R20 105VXL	BSW	8.5	255	738	340/50	C	B	B	73
	S330R2007	255/50R20 109VXL	BSW	8.0	265	764	340/50	C	B	B	73
	S330R2008	255/55R20 110VXL	BSW	8.0	260	789	340/50	E	B	B	73
	S330R2009	265/45R20 108VXL	BSW	9.0	266	746	340/50	C	B	B	73
	S330R2010	275/45R20 110VXL	BSW	9.0	273	756	340/50	C	B	B	73
	S330R2011	275/55R20 117VXL	BSW	8.5	284	810	340/50	C	B	B	73
	S330R2012	275/60R20 119VXL	BSW	8.0	279	838	340/50	C	B	B	73
21	S330R2101	275/45R21 110VXL	BSW	9.5	278	780	340/50	C	B	B	73
	S330R2102	295/35R21 107VXL	BSW	10.5	301	739	340/50	C	B	B	73





# X-PRIVILO S500

X-PRIVILO S500 is studdable performance winter tyres for passenger cars. Super grip design delivers ultimate safety under all winter conditions. Patent-designed rubber formula guarantee soft performance in extremely cold weather. Low Fuel consumption and comfortable noise level.




RANGE:  
15-17

SPEED RATE:  
T

ASPECT RATIO:  
45-65

SECTION WIDTH:  
185-235



high-density stud arrangement guarantee the grip performance under ice and snow road conditions. Padded stud design ensures the stud stability, avoid loose and fall off while running.



The special tread formula allows tyres to keep elastic and soft in extreme cold weather conditions.






The directional tread pattern and sipe design bring good drainage performance in snow, slush and water conditions. The sipe pattern and saw-tooth block edges improve the handling and stability on snow and ice.

# X-PRIVILO S500



## STUDDABLE WINTER TYRES

Range	Item No.	Size Description	Sidewall	Standard Rim	Section Width	OA. Diameter	Max. Pressure				dB
					(mm)	(mm)	(kpa/psi)				
15	S500R1501	185/60R15 88TXL	BSW	5.5	189	603	340/50	C	D	B	72
	S500R1502	185/65R15 92TXL	BSW	5.5	189	621	340/50	C	D	B	72
	S500R1503	195/65R15 95TXL	BSW	6.0	201	635	340/50	C	D	B	72
	S500R1504	205/65R15 98TXL	BSW	6.0	209	647	340/50	C	D	B	72
16	S500R1601	205/55R16 94TXL	BSW	6.5	214	632	340/50	C	D	B	72
	S500R1602	205/60R16 96TXL	BSW	6.0	209	652	340/50	C	D	B	72
	S500R1603	215/60R16 99TXL	BSW	6.5	221	664	340/50	C	D	B	72
	S500R1604	215/65R16 102TXL	BSW	6.5	221	686	340/50	C	D	B	72
17	S500R1701	215/55R17 98TXL	BSW	7.0	226	668	340/50	C	D	B	72
	S500R1702	225/45R17 94TXL	BSW	7.5	225	634	340/50	C	D	B	72
	S500R1703	225/50R17 98TXL	BSW	7.0	233	658	340/50	C	D	B	72
	S500R1704	225/55R17 101TXL	BSW	7.0	233	680	340/50	C	D	B	72
	S500R1705	225/65R17 106TXL	BSW	6.5	228	724	340/50	C	D	B	72
	S500R1706	235/65R17 108TXL	BSW	7.0	240	738	340/50	C	D	B	72



# X-PRIVILO SSS0

This series offers exceptional winter grip and driving stability combined with strong structure and great mileage. Safety and reliability for extreme winter conditions. Strength and Stability for heavy loads.



RANGE:  
16-17

SPEED RATE:  
S

ASPECT RATIO:  
70-75

SECTION WIDTH:  
225-265



Unsymmetrical and directional Wave shape grooves design Improves grip on ice and snow, skid resistance, and effectively reduces noise emissions.



The winter tread formula allows the tire to maintain elasticity to improve grip in extreme cold weather conditions.



Strong structure offers good strength for heavy loads.



# X-PRIVILO S550



## STUDDABLE LT WINTER TIRE

Range	Item No.	Size Description	Sidewall	Standard Rim	Section Width	OA. Diameter	Max. Pressure				
					(mm)	(mm)	(kpa/psi)				
16	S550R1601	LT225/75R16 115/112S	BSW	6.0	223	744	550/80	-	-	-	-
	S550R1602	LT245/75R16 120/116S	BSW	7.0	248	774	550/80	-	-	-	-
17	S550R1701	LT245/70R17 119/116S	BSW	7.0	248	776	550/80	-	-	-	-
	S550R1702	LT265/70R17 121/118S	BSW	8.0	272	804	550/80	-	-	-	-



# X-PRIVILO VS450

Designed to operate in slippery wintry weather conditions, meeting the industry's severe snow service requirements and branded with the three-peak mountain snowflake (3PMSF) symbol, X-privilo VS450 tyres enhance traction on cold, wet, snow-covered and icy roads.



RANGE:  
14-16


SPEED RATE:  
R / T

ASPECT RATIO:  
60-75

SECTION WIDTH:  
165-235



Two straight and one semiserrated main grooves can effectively drain the accumulated water, improve the grip of wet and slippery tire pavement, and have excellent snow performance.



Five-frequency combination pattern block can effectively reduce the resonance phenomenon of pattern block and the fetal noise.



The design of the joint shoulder pattern block enlarges the grounding area and effectively improves the tire's dry-ground formulation and ice-snow traction.

# X-PRIVILO VS450



## WINTER COMMERCIAL VAN

Range	Item No.	Size Description	Sidewall	Standard Rim	Section Width	OA. Diameter	Max. Pressure				dB
14	VS450CR1401	165/70R14C 89/87R	BSW	5.0	170	588	375 /54	E	B	B	72
	VS450CR1402	175/65R14C 90/88T	BSW	5.0	177	584	375 /54	E	B	B	72
	VS450CR1403	175/70R14C 95/93T	BSW	5.0	177	602	375 /54	E	B	B	72
	VS450CR1404	175R14C 99/98R	BSW	5.0	178	634	450 /65	C	B	B	72
	VS450CR1405	185R14C 102/100R	BSW	5.5	188	650	450 /65	C	B	B	72
	VS450CR1406	195R14C 106/104R	BSW	5.5	198	666	450/65	C	B	B	72
15	VS450CR1501	195/70R15C 104/102R	BSW	6.0	201	655	450 /65	C	B	B	72
	VS450CR1502	205/70R15C 106/104R	BSW	6.0	209	669	450 /65	C	B	B	72
	VS450CR1503	215/70R15C 109/107R	BSW	6.5	221	683	450 /65	C	B	B	72
	VS450CR1504	225/70R15C 112/110R	BSW	6.5	228	697	450 /65	C	B	B	72
16	VS450CR1601	175/75R16C 101/99R	BSW	5.0	177	668	475 /69	C	B	B	72
	VS450CR1602	185/75R16C 104/102R	BSW	5.0	184	684	475 /69	C	B	B	72
	VS450CR1603	195/60R16C 99/97T	BSW	6.0	201	640	375 /54	C	B	B	72
	VS450CR1604	195/65R16C 104/102T	BSW	6.0	201	660	475 /69	C	B	B	72
	VS450CR1605	195/75R16C 107/105R	BSW	5.5	196	698	475 /69	C	B	B	72
	VS450CR1606	195/75R16C 110/108R	BSW	5.5	196	698	525 /76	C	B	B	72
	VS450CR1607	205/65R16C 107/105R	BSW	6.0	209	672	475 /69	C	B	B	72
	VS450CR1608	205/75R16C 110/108R	BSW	5.5	203	714	475 /69	C	B	B	72
	VS450CR1618	205/75R16C 113/111R	BSW	5.5	203	714	475 /69	C	B	B	72
	VS450CR1610	215/60R16C 103/101R	BSW	6.5	221	664	375 /54	C	B	B	72
	VS450CR1611	215/65R16C 109/107R	BSW	6.5	221	686	475 /69	C	B	B	72
	VS450CR1612	215/75R16C 113/111R	BSW	6.0	216	728	475 /69	C	B	B	72
	VS450CR1613	215/75R16C 116/114R	BSW	6.0	216	728	525 /76	C	B	B	72
	VS450CR1614	225/65R16C 112/110R	BSW	6.5	228	698	475 /69	C	B	B	72
	VS450CR1615	225/75R16C 121/120R	BSW	6.0	223	744	575 /83	C	B	B	72
	VS450CR1616	235/65R16C 115/113R	BSW	7.0	240	712	475 /69	C	B	B	72
	VS450CR1617	235/65R16C 121/119R	BSW	7.0	240	712	575 /83	C	B	B	72





# ICE-PLUS SR1

Studdable tread pattern design with reinforced structure ensures excellent handling performance in extreme winter road conditions. The special tread compound effectively enhances the performance of the tyre grip to ensure safe driving in winter season.




RANGE:  
12-16

SPEED RATE:  
Q

ASPECT RATIO:  
65-115

SECTION WIDTH:  
155-235



Special silica tread compound ensure the tire has good snow performance at low temperature conditions, and reduce tire rolling resistance.



The wide lateral grooves enhance the edge effect, improve the traction and braking performance on the snow and ice road.



Deepen the groove depth with the stud design improve the grip and handling performance on ice and snow road, make sure safety.

# ICE-PLUS SR1



## STUDDABLE VAN

Range	Item No.	Size Description	Sidewall	Standard Rim	Section Width	OA. Diameter	Max. Pressure				
					(mm)	(mm)	(kpa/psi)				
12	SR1R1201	155R12C 88/86Q	BSW	4.5	157	550	450/65	D	D	B	72
	SR1R1301	155R13C 90/88Q	BSW	4.5	157	278	450/65	D	D	B	72
13	SR1R1302	165R13C 94/93Q	BSW	4.5	165	594	450/65	D	D	B	72
	SR1R1401	185R14C 102/100Q	BSW	5.5	188	650	450/65	D	D	B	72
14	SR1R1402	195R14C 106/104Q	BSW	5.5	198	666	450/65	D	D	B	72
	SR1R1601	185/75R16C 104/102Q	BSW	5.0	184	684	475/69	D	D	B	72
16	SR1R1602	205/65R16C 107/105Q	BSW	6.0	209	672	475/69	D	D	B	72
	SR1R1603	215/65R16C 109/107Q	BSW	6.5	221	686	475/69	D	D	B	72
	SR1R1604	235/65R16C 115/113Q	BSW	7.0	240	712	475/69	D	D	B	72



# X-PRIVILO H/T *UTQG: S00 A A*

X-PRIVILO H/T is a professional pattern for sport utility vehicles. The special tread compound provides maximum grip on wet and dry surfaces. At the same time, it provides high speed, comfort and security with superb driving performance.



RANGE:  
16-18

SPEED RATE:  
H / V

ASPECT RATIO:  
55-70

SECTION WIDTH:  
215-285



The open shoulder grooves enhance wet grip performance evacuation.



Four wide circumferential tread grooves deliver the ride stability. Improved grooves and bead profile design.



High-density sipes with special compound improve traction on dry and wet roads.



# X-PRIVILO H/T



HIGHWAY TERRAIN												
Range	Item No.	Size Description	Sidewall	Standard Rim	Section Width	OA. Diameter	Max. Pressure					
					(mm)	(mm)	(kpa/psi)					
16	RF10R1601	215/70R16 100H	BSW	6.5	221	708	300/44	C	C	B	70	
	RF10R1602	225/70R16 107HXL	BSW	6.5	228	722	340/50	C	C	B	70	
	RF10R1603	235/60R16 100H	BSW	7.0	240	688	300/44	C	C	B	70	
	RF10R1609	235/65R16 107HXL	BSW	7.0	240	712	340/50	C	C	B	70	
	RF10R1604	235/70R16 106H	BSW	7.0	240	736	300/44	C	C	B	70	
	RF10R1605	245/70R16 111HXL	BSW	7.0	248	750	340/50	C	C	B	70	
	RF10R1610	255/65R16 109H	BSW	7.5	262	737	300/44	C	C	B	71	
	RF10R1606	255/70R16 111H	BSW	7.5	260	764	300/44	C	C	B	71	
RF10R1607	265/70R16 112H	BSW	8.0	272	778	300/44	C	C	B	71		
RF10R1608	275/70R16 114H	BSW	8.0	279	792	300/44	C	C	B	71		
17	RF10R1701	215/60R17 100HXL	BSW	6.5	221	690	340/50	C	C	B	70	
	RF10R1702	215/65R17 99H	BSW	6.5	221	710	300/44	C	C	B	70	
	RF10R1703	225/60R17 99H	BSW	6.5	228	702	300/44	C	C	B	70	
	RF10R1704	225/65R17 102H	BSW	6.5	228	724	300/44	C	C	B	70	
	RF10R1705	235/60R17 106HXL	BSW	7.0	240	714	340/50	C	C	B	70	
	RF10R1706	235/65R17 108HXL	BSW	7.0	240	738	340/50	C	C	B	70	
	RF10R1716	235/65R17 108VXL	BSW	7.0	240	738	340/50	C	C	B	70	
	RF10R1707	245/65R17 111HXL	BSW	7.0	248	750	340/50	C	C	B	70	
	RF10R1708	245/70R17 110H	BSW	7.0	248	776	300/44	C	C	B	70	
	RF10R1709	255/60R17 110VXL	BSW	7.5	260	738	340/50	C	C	B	71	
	RF10R1710	255/65R17 110H	BSW	7.5	260	764	300/44	C	C	B	71	
	RF10R1715	255/65R17 110V	BSW	7.5	260	764	300/44	C	C	B	71	
	RF10R1711	265/65R17 112H	BSW	8.0	272	776	300/44	C	C	B	71	
	RF10R1712	265/70R17 115H	BSW	8.0	272	804	300/44	C	C	B	71	
RF10R1713	275/65R17 115H	BSW	8.0	279	791	300/44	C	C	B	71		
RF10R1714	285/65R17 116H	BSW	8.5	292	802	300/44	C	C	B	72		
18	RF10R1814	215/60R18 98H	BSW	7.0	221	715	300/44	C	C	B	70	
	RF10R1801	225/55R18 98H	BSW	7.0	233	705	300/44	C	C	B	70	
	RF10R1809	225/60R18 100V	BSW	6.5	228	727	300/44	C	C	B	70	
	RF10R1811	235/60R18 107HXL	BSW	7.0	240	738	340/50	C	C	B	70	
	RF10R1802	235/60R18 107VXL	BSW	7.0	240	738	340/50	C	C	B	70	
	RF10R1810	235/65R18 110HXL	BSW	7.0	240	763	340/50	C	C	B	70	
	RF10R1803	245/60R18 105H	BSW	7.0	248	751	300/44	C	C	B	70	
	RF10R1804	255/55R18 109VXL	BSW	8.0	265	737	340/50	C	C	B	71	
	RF10R1805	255/60R18 112VXL	BSW	7.5	275	763	340/50	C	C	B	71	
	RF10R1813	255/70R18 113H	BSW	7.5	260	815	300/44	C	C	B	71	
	RF10R1806	265/60R18 110H	BSW	8.0	272	775	300/44	C	C	B	71	
	RF10R1812	265/65R18 114H	BSW	8.0	272	801	300/44	C	C	B	71	
	RF10R1807	275/65R18 116H	BSW	8.0	279	815	300/44	C	C	B	71	
	RF10R1808	285/60R18 120HXL	BSW	8.5	290	802	340/50	C	C	A	72	



**X-PRIVILO AT01** *UTQG: 500 A B*

X-PRIVILO AT01 series is completely suitable for multiple road conditions, provides excellent road contacting stability for more safe running. Intensive structure of the sidewall guarantees durability in all weather and road conditions.

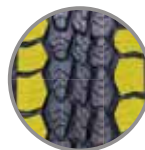


RANGE:  
15-16


SPEED RATE:  
H / S / T

ASPECT RATIO:  
70-80

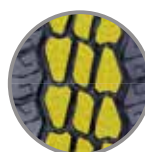
SECTION WIDTH:  
195-265



Wide shoulder block design and enhanced block stiffness increase stability and durability, even on tough roads.



Sidewall pattern design can guard against cuts, bruises and impact breaks to improve off-road endurance.






Block chamfer design can enhance the wear resistance and comfort performance, and help prevent tire damage from stones or external impacts.

# X-PRIVILO AT01





## ALL TERRAIN

Range	Item No.	Size Description	Sidewall	Standard Rim	Section Width	OA. Diameter	Max. Pressure				dB
					(mm)	(mm)	(kpa/psi)				
15	AT01R1505	195/80R15 100TXL	BSW	5.5	204	705	340/50	C	C	B	71
	AT01R1501	235/75R15 109TXL	BSW	6.5	235	733	340/50	C	C	B	71
	AT01R1502	255/70R15 112HXL	BSW	7.5	260	737	340/50	C	C	B	71
	AT01R1503	265/70R15 112H	BSW	8.0	272	752	300/44	C	C	B	71
16	AT01R1601	215/70R16 100H	BSW	6.5	221	708	300/44	C	C	B	71

# X-PRIVILO AT01



## ALL TERRAIN

Range	Item No.	Size Description	Sidewall	Standard Rim	Section Width	OA. Diameter	Max. Pressure				dB
					(mm)	(mm)	(kpa/psi)				
15	AT01R1504	255/70R15C 112/110S	BSW	7.5	260	737	450/65	C	C	B	71





# X-PRIVILO AT08 UTQG: S60 A B

X-PRIVILO AT08 series has excellent performance for multi road conditions. The whole design offers efficient water drainage and enhance vehicle performance on both on and off roads. Aggressive sidewall protections increase off-road bite and prevent damage from sidewall cut and abrasions.




RANGE:  
15-20


SPEED RATE:  
T / H / S

ASPECT RATIO:  
50-75

SECTION WIDTH:  
215-285



Serrated snow patterns with fine sipes provide great grip under snow & ice conditions.



The wide open shoulder grooves enhance wet grip and provide excellent water & snow evacuation.



The wide tread enhance the traction under ice and snow conditions.

# X-PRIVILO AT08



ALL TERRAIN											
Range	Item No.	Size Description	Sidewall	Standard Rim	Section Width	OA. Diameter	Max. Pressure				dB
					(mm)	(mm)	(kpa/psi)				
16	ATP08R1601	215/70R16 100T	BSW	6.5	221	708	300/44	D	C	B	71
	ATP08R1602	225/70R16 103T	BSW	6.5	228	722	300/44	D	C	B	71
	ATP08R1603	225/75R16 104T	BSW	6.0	223	744	300/44	D	C	B	71
	ATP08R1604	235/70R16 106T	BSW	6.5	240	736	300/44	D	C	B	71
	ATP08R1609	245/70R16 111TXL	BSW	7.0	248	750	340/50	D	C	B	72
	ATP08R1610	255/70R16 111T	BSW/OWL	7.5	260	764	300/44	D	C	B	72
	ATP08R1611	265/70R16 112T	BSW/OWL	8.0	272	778	300/44	D	C	B	72
17	ATP08R1612	275/70R16 114T	BSW/OWL	8.0	279	792	300/44	D	C	B	72
	ATP08R1701	225/60R17 99T	BSW	6.5	228	702	300/44	D	C	B	71
	ATP08R1702	225/65R17 102T	BSW	6.5	228	724	300/44	D	C	B	71
	ATP08R1703	235/65R17 104T	BSW/OWL	7.0	240	738	300/44	D	C	B	71
	ATP08R1704	245/65R17 111TXL	BSW/OWL	7.0	248	750	340/50	D	C	B	72
	ATP08R1711	245/70R17 110T	BSW/OWL	7.0	248	776	300/44	D	C	B	71
	ATP08R1712	255/65R17 110T	BSW/OWL	7.5	259	762	300/44	D	C	B	72
18	ATP08R1705	265/65R17 112T	BSW/OWL	7.0	272	776	300/44	D	C	B	72
	ATP08R1706	265/70R17 115T	BSW/OWL	8.0	272	804	300/44	D	C	B	72
	ATP08R1801	265/60R18 110T	BSW/OWL	8.0	272	775	300/44	D	C	B	72
20	ATP08R1803	265/60R18 114TXL	BSW	8.0	272	775	340/50	D	C	B	72
	ATP08R1802	285/60R18 116T	BSW/OWL	8.5	290	802	300/44	D	C	B	73
20	ATP08R2001	265/50R20 111HXL	BSW	9.0	277	774	340/50	D	C	B	72
	ATP08R2002	285/50R20 116HXL	BSW	9.0	297	794	340/50	D	C	B	75

# X-PRIVILO AT08



ALL TERRAIN											
Range	Item No.	Size Description	Sidewall	Standard Rim	Section Width	OA. Diameter	Max. Pressure				dB
					(mm)	(mm)	(kpa/psi)				
15	ATT08R1501	LT215/75R15C 100/97S	BSW/OWL	6.0	216	703	375/54	-	-	-	-
	ATT08R1502	LT235/75R15C 104/101S	BSW/OWL	6.5	233	733	375/54	-	-	-	-



# X-PRIVILO RF06

The special tread compound provides a longer wear life on off-road. Aggressive sidewall protectors are strategically located near the tyre shoulders to increase loose-surface bite while resisting cuts and abrasions from rocks and stumps.



RANGE:  
15-17

SPEED RATE:  
T / S

ASPECT RATIO:  
70-75

SECTION WIDTH:  
225-315



The open shoulder grooves enhance wet grip performance and provide excellent water evacuation. White letter is beautifully designed.



The block tread design with multiple-sipes provide outstanding off-road traction.



3 main zigzag grooves and rough lateral blocks provide excellent traction on all kinds of roads.



# X-PRIVILO RF06



## ALL TERRAIN

Range	Item No.	Size Description	Sidewall	Standard Rim	Section Width	OA. Diameter	Max. Pressure	UTQG		
								Treadwear	Traction	Temperature
					(mm)	(mm)	(kpa/psi)			
15	ATT06R1503	31X10.50R15LT 109S	OWL	8.5	268	775	350/51	-	-	-
	ATT06R1504	33X12.50R15LT 108S	OWL	10.0	320	838	350/51	-	-	-
16	ATP06R1603	P235/70R16 106T	OWL	7.0	240	736	300/44	460	A	B
	ATP06R1604	P245/70R16 107T	OWL	7.0	248	750	300/44	460	A	B
	ATT06R1605	LT225/75R16 115/112S	OWL	6.0	223	744	550/80	-	-	-
	ATT06R1601	LT245/75R16 120/116S	OWL	7.0	248	774	550/80	-	-	-
	ATT06R1602	LT265/75R16 123/120S	OWL	7.5	267	804	550/80	-	-	-
	ATT06R1606	LT285/75R16 126/123S	OWL	8.0	286	834	550/80	-	-	-
	ATT06R1607	LT305/70R16 124/121S	OWL	9.0	310	838	550/80	-	-	-
	ATT06R1608	LT315/75R16 127/124S	OWL	8.5	326	886	550/80	-	-	-
17	ATT06R1703	LT245/70R17 119/116S	OWL	7.0	248	776	550/80	-	-	-
	ATT06R1701	LT245/75R17 121/118S	OWL	7.0	248	800	550/80	-	-	-
	ATT06R1702	LT265/70R17 121/118S	OWL	8.0	272	804	550/80	-	-	-
	ATT06R1704	LT285/70R17 121/118S	OWL	8.5	284	831	550/80	-	-	-



# X-PRIVILO A/T RF11

The open shoulder and wide footprint provide the chip resistance in on and off- road conditions. Exceptional handling precision and response provide outstanding braking performance on wet and dry roads.



RANGE:  
15-17

SPEED RATE:  
S / T

ASPECT RATIO:  
65-85

SECTION WIDTH:  
215-265



Four wide circumferential tread grooves offer ride stability, endurance and handling performance.



High-density sipes with special compound deliver a smooth ride and improve traction on dry and wet roads.



The open shoulder grooves prevent hydroplaning with enhanced wet grip performance and provide excellent water evacuation.

# X-PRIVILO A/T RF11



## ALL TERRAIN

Range	Item No.	Size Description	Sidewall	Standard Rim	Section Width	OA. Diameter	Max. Pressure	UTQG		
								Treadwear	Traction	Temperature
					(mm)	(mm)	(kpa/psi)			
15	RF11R1504	P225/75R15 102T	BSW	6.0	223	719	300/44	500	A	B
	RF11R1502	P235/75R15 109TXL	BSW	6.5	235	733	340/50	500	A	B
16	RF11R1606	P235/70R16 106T	BSW	7.0	240	736	300/44	500	A	B
	RF11R1601	P245/70R16 107T	BSW	7.0	248	750	300/44	500	A	B
	RF11R1602	P245/75R16 111T	BSW	7.0	248	774	300/44	500	A	B
	RF11R1603	P265/70R16 112T	BSW	8.0	272	778	300/44	500	A	B
17	RF11R1604	P265/75R16 116T	BSW	7.5	267	804	300/44	500	A	B
	RF11R1701	P265/65R17 112T	BSW	7.0	272	776	300/44	500	A	B
	RF11R1702	P265/70R17 115T	BSW	8.0	272	804	300/44	500	A	B

# X-PRIVILO A/T RF11



## ALL TERRAIN

Range	Item No.	Size Description	Sidewall	Standard Rim	Section Width	OA. Diameter	Max. Pressure	UTQG		
								Treadwear	Traction	Temperature
					(mm)	(mm)	(kpa/psi)			
15	RF11R1503	LT215/75R15 100/97S	BSW	6.0	216	703	350/50	-	-	-
16	RF11R1605	LT235/85R16 120/116S	BSW	6.5	235	806	550/80	-	-	-



# X-PRIVILO M/T

X-PRIVILO M/T series is borned for professional off-road conditions. Strong tyre structure brings reliability and durability. The robust design provides excellent traction performance on various tough road conditions. Pretty shoulder design increases the entertainment of refitted vehicle.




RANGE:  
15-18


SPEED RATE:  
Q

ASPECT RATIO:  
50-75

SECTION WIDTH:  
225-315



Three main zigzag grooves and aggressive pattern design provide outstanding traction.



The block tread design with multiple-sipes provide outstanding off-road traction and reduce tread damage on off-road condition.







Jointless Nylon band and strong structure design enhance the reliability and durability. Special tread compound and wide footprint deliver excellent braking on wet and dry roads.

# X-PRIVILO M/T



## MUD TERRAIN

Range	Item No.	Size Description	Sidewall	Standard Rim	Section Width	OA. Diameter	Max. Pressure				
					(mm)	(mm)	(kpa/psi)				
15	MTPR1501	31X10.50R15LT 109Q	BSW	8.5	268	775	350/51	-	-	-	-
	MTPR1502	33X12.50R15LT 108Q	BSW	10.0	320	838	350/51	-	-	-	-
16	MTPR1603	LT225/75R16 115/112Q	BSW	6.0	223	744	550/80	-	-	-	-
	MTPR1601	LT245/75R16 120/116Q	BSW	7.0	248	774	550/80	-	-	-	-
	MTPR1602	LT265/75R16 123/120Q	BSW	7.5	267	804	550/80	-	-	-	-
	MTPR1604	LT285/75R16 126/123Q	BSW	8.0	286	834	550/80	-	-	-	-
	MTPR1605	LT305/70R16 124/121Q	BSW	9.0	310	838	550/80	-	-	-	-
	MTPR1606	LT315/75R16 127/124Q	BSW	8.5	326	886	550/80	-	-	-	-
17	MTPR1701	LT265/70R17 121/118Q	BSW	8.0	272	804	550/80	-	-	-	-
	MTPR1702	LT285/70R17 121/118Q	BSW	8.5	284	831	550/80	-	-	-	-
	MTPR1703	33X12.50R17LT 120Q	BSW	10.0	320	838	450/65	-	-	-	-
	MTPR1704	35X12.50R17LT 125Q	BSW	10.0	326	890	450/65	-	-	-	-
18	MTPR1801	33X12.50R18LT 118Q	BSW	10.0	320	838	450/65	-	-	-	-
	MTPR1802	35X12.50R18LT 123Q	BSW	10.0	326	890	450/65	-	-	-	-



# RADIAL RF07

UTQG: 420 A B



Radial RF07 pattern is designed for new generation MPV. With shoulder blocks in different shapes, it improves driving and controlling performance. Tread design with fine grooves ensures a super traction on dry & wet conditions.

RANGE: 16      SPEED RATE: S

ASPECT RATIO: 80      SECTION WIDTH: 205

Range	Item No.	Size Description	Sidewall	Standard Rim	Section Width (mm)	OA. Diameter (mm)	Max. Pressure (kpa/psi)				
16	RF07R1601	205/80R16 104SXL	BSW	5.5	203	734	340/50	C	D	B	70





# RADIAL RF08



Radial RF08 continuous shoulder design provides responsible handling and longer wear. Multiknife-tread pattern reduces vibration to offers comfortable and quiet ride.

RANGE:

12

SPEED RATE:





N

ASPECT RATIO:

80

SECTION WIDTH:

155

Range	Item No.	Size Description	Sidewall	Standard Rim	Section Width (mm)	O.A. Diameter (mm)	Max. Pressure (kpa/psi)				
12	RF08R1201	155R12C 88/86N	BSW	4.5	157	550	450/65	D	D	B	70



# TRANSPORTER RF09

Transporter RF09 is a high performance symmetric pattern for new generation MPV. Wider tread design provides wider contacting surface to optimize driving stability and improve anti-wear performance.



RANGE:  
14-16


SPEED RATE:  
Q / R / T / H

ASPECT RATIO:  
60-80

SECTION WIDTH:  
175-235



Increased strong structure offers greater load ability



Continous solid center ribs enhance steering stability.






Special tread compound offers longer mileage.

# TRANSPORTER RF09



## COMMERCIAL VAN

Range	Item No.	Size Description	Sidewall	Standard Rim	Section Width	OA. Diameter	Max. Pressure				dB
					(mm)	(mm)	(kpa/psi)				
14	RF09R1401	185R14C 102/100Q	BSW	5.5	188	650	450/65	D	C	B	72
	RF09R1402	195R14C 106/104Q	BSW	5.5	198	666	450/65	D	C	B	72
15	RF09R1501	195/70R15C 104/102R	BSW	6.0	201	655	450/65	D	C	B	72
	RF09R1502	195R15C 106/104R	BSW	5.5	198	693	450/65	D	C	B	72
	RF09R1503	205/70R15C 106/104R	BSW	6.0	209	669	450/65	D	C	B	72
	RF09R1504	215/65R15C 104/102T	BSW	6.5	221	661	450/65	D	C	B	72
	RF09R1505	215/70R15C 109/107R	BSW	6.5	221	683	450/65	D	C	B	72
	RF09R1506	225/70R15C 112/110R	BSW	6.5	228	697	450/65	D	C	B	72
16	RF09R1601	175/75R16C 101/99R	BSW	5.0	175	668	475/69	D	C	B	72
	RF09R1602	185/75R16C 104/102R	BSW	5.0	184	684	475/69	D	C	B	72
	RF09R1603	195/60R16C 99/97H	BSW	6.0	201	640	375/54	D	C	B	72
	RF09R1604	195/65R16C 104/102T	BSW	6.0	201	660	475/69	D	C	B	72
	RF09R1605	195/75R16C 107/105R	BSW	5.5	196	698	475/69	D	C	B	72
	RF09R1606	205/65R16C 107/105T	BSW	6.0	209	672	475/69	D	C	B	72
	RF09R1607	205/75R16C 110/108R	BSW	5.5	203	714	475/69	D	C	B	72
	RF09R1608	215/60R16C 103/101T	BSW	6.5	221	664	375/54	D	C	B	72
	RF09R1609	215/65R16C 109/107R	BSW	6.5	221	686	475/69	D	C	B	72
	RF09R1610	215/75R16C 113/111R	BSW	6.0	216	728	475/69	D	C	B	72
	RF09R1611	225/65R16C 112/110R	BSW	6.5	228	698	475/69	D	C	B	72
	RF09R1612	235/65R16C 115/113R	BSW	7.0	240	712	475/69	D	C	B	72





# X-PRIVILO RF19

X-PRIVILO RF19 is a premium pattern for light trucks and commercial vans, unique pattern design and compound provides a higher load carrying capacity, superior handling, durability and ride comfort.




RANGE:  
14-17


SPEED RATE:  
H / R / T / S / Q

ASPECT RATIO:  
65-85

SECTION WIDTH:  
175-235



Solid shoulder block improves tyre load ability, prevents uneven wear, and ensure the tyre endurance performance.



Prevented stress between blocks by applying square-shaped dimples where a sipe is turned, resulting in better durability.






Application of 3-channel wide grooves reduces hydroplaning and increases performance and safety at high speed.

# X-PRIVILO RF19



## COMMERCIAL VAN

Range	Item No.	Size Description	Sidewall	Standard Rim	Section Width	OA.	Max.				dB	
						Diameter	Pressure					
					(mm)	(mm)	(kpa/psi)					
14	RF19CR1401	175R14C 99/98R	BSW	5.0	178	634	450/65	C	C	B	71	
	RF19CR1402	185R14C 102/100S	BSW	5.5	188	650	450/65	C	C	B	71	
	RF19CR1403	195R14C 106/104S	BSW	5.5	198	666	450/65	C	C	B	71	
15	RF19CR1503	195/70R15C 104/102S	BSW	6.0	201	655	450/65	C	C	B	71	
	RF19CR1502	195R15C 106/104S	BSW	5.5	198	693	450/65	C	C	B	71	
	RF19CR1504	205/70R15C 106/104S	BSW	6.0	209	669	450/65	C	C	B	71	
	RF19CR1501	215/65R15C 104/102T	BSW	6.5	221	661	450/65	C	C	B	71	
	RF19CR1505	215/70R15C 109/107S	BSW	6.5	221	683	450/65	C	C	B	71	
	RF19CR1506	225/70R15C 112/110S	BSW	6.5	228	697	450/65	C	C	B	71	
	RF19CR1603	175/75R16C 101/99S	BSW	5.0	175	668	475/69	C	C	B	71	
16	RF19CR1604	185/75R16C 104/102S	BSW	5.0	184	684	475/69	C	C	B	71	
	RF19CR1605	195/60R16C 99/97H	BSW	6.0	201	640	375/54	C	C	B	71	
	RF19CR1606	195/65R16C 104/102T	BSW	6.0	201	660	475/69	C	C	B	71	
	RF19CR1607	195/75R16C 107/105S	BSW	5.5	196	698	475/69	C	C	B	71	
	RF19CR1608	195/75R16C 110/108R	BSW	5.5	196	698	525/76	C	C	B	71	
	RF19CR1609	205/65R16C 107/105T	BSW	6.0	209	672	475/69	C	C	B	71	
	RF19CR1610	205/75R16C 110/108S	BSW	5.5	203	714	475/69	C	C	B	71	
	RF19CR1611	205/75R16C 113/111R	BSW	5.5	203	714	525/76	C	C	B	71	
	RF19CR1612	215/60R16C 103/101T	BSW	6.5	221	664	375/54	C	C	B	71	
	RF19CR1613	215/65R16C 109/107T	BSW	6.5	221	686	475/69	C	C	B	71	
	RF19CR1614	215/75R16C 113/111S	BSW	6.0	216	728	475/69	C	C	B	71	
	RF19CR1615	215/75R16C 116/114R	BSW	6.0	216	728	525/76	C	C	B	71	
	RF19CR1616	225/65R16C 112/110T	BSW	6.5	228	698	475/69	C	C	B	71	
	RF19CR1601	225/75R16C 121/120R	BSW	6.5	223	744	575/85	C	C	B	71	
	RF19CR1617	235/65R16C 115/113T	BSW	7.0	240	712	475/69	C	C	B	71	
	RF19CR1618	235/65R16C 121/119R	BSW	7.0	240	712	575/83	C	C	B	71	
RF19CR1602	235/85R16C 120/116Q	BSW	6.5	235	806	575/85	C	C	B	71		
17	RF19CR1701	215/60R17C 109/107T	BSW	6.5	221	690	475/69	C	C	B	71	
	RF19CR1702	225/55R17C 109/107H	BSW	7.5	233	680	475/69	C	C	B	71	

# RADIAL 112

Strong Structure design provides a better cornering ability and stability. Mileage can be 20% higher than competitors' on average.



RANGE:  
12

SPEED RATE:  
T

ASPECT RATIO:  
70

SECTION WIDTH:  
155-165



The special tread compound offer longer mileages.



Close-continous blocks offer great steering stability.

Range	Item No.	Size Description	Sidewall	Standard Rim	Section Width	OA. Diameter	Max. Pressure	UTQG		
								Treadwear	Traction	Temperature
					(mm)	(mm)	(kpa/psi)			
12	R112R1201	155/70R12 73T	RWL	4.5	157	523	300/44	-	-	-
	R112R1202	165/70R12 77T	RWL	5.0	167	536	300/44	-	-	-





# TRANSPORTER RF12

Special tyre design for tricycle light truck, well load-bearing ability; Radial tyre, super durability.



RANGE:  
12-13


SPEED RATE:  
P

ASPECT RATIO:  
80

SECTION WIDTH:  
145-165



The special tread compound offer longer mileages.



Center strong blocks offer great steering stability

Range	Item No.	Size Description	Sidewall	Standard Rim	Section Width	O.A. Diameter	Max. Pressure	UTQG		
								Treadwear	Traction	Temperature
12	RF12R1201	LT5.00R12 88/86P	BSW	3.5	143	568	550/80	-	-	-
13	RF01R1301	5.50R13C 94/93P	BSW	4.0	168	625	550/80	-	-	-



# TRANSPORTER RF16

The tyre tread is made of high elastic special compound, which can effectively shorten the braking distance. The structure provides more resistances to road damages and therefore provides a longer mileage.

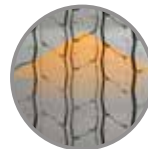


RANGE:  
16


SPEED RATE:  
L

ASPECT RATIO:  
85


SECTION WIDTH:  
185-205



Increased strong structure offers greater loading ability.



Continous solid center ribs enhance steering stability.



Special tread compound offers a longer mileage.

Range	Item No.	Size Description	Sidewall	Standard Rim	Section Width	OA. Diameter	Max. Pressure	UTQG		
								Treadwear	Traction	Temperature
16	RF16R1603	LT185/85R16 111/109L	BSW	5.0	187	721	600/85	-	-	-
	RF16R1601	LT195/85R16 114/112L	BSW	5.5	196	738	600/85	-	-	-
	RF16R1602	LT205/85R16 117/115L	BSW	5.5	203	754	600/85	-	-	-

# RADIAL 109

The tyre is designed for small passenger cars. The pattern provides exceptional wet and dry grip with high levels of straight line and cornering traction. The special tread design with advanced compound for optimum performance.




RANGE:  
13-14


SPEED RATE:  
S / R / T

ASPECT RATIO:  
65-70


SECTION WIDTH:  
155-175



3 main grooves enhance efficient water evacuation.



Continuous block pattern increase the mileage.



Lug grooves design on shoulder enhances the wet grip ability

Range	Item No.	Size Description	Sidewall	Standard Rim	Section Width	OA. Diameter	Max. Pressure				
					(mm)	(mm)	(kpa/psi)				
13	109CR1301	155R13C 90/88S	BSW	4.5	157	578	450/65	D	D	B	72
	109CR1403	165/70R14C 89/87R	BSW	5.0	170	588	375/54	D	D	B	72
14	109CR1401	175/65R14C 90/88T	BSW	5.5	177	584	375/54	D	D	B	72
	109CR1402	175/70R14C 95/93T	BSW	5.0	177	602	375/54	D	D	B	72





# CERTIFICATE

SGS

Shandong Yongsheng Rubber Group Ltd.

ISO 9001:2008

Design and manufacture of initial tyres used for automotive

SGS

U.S.A.S. WORLDWIDE

SGS

US Department of Transportation  
National Highway Traffic Safety Administration

Mr. Andrew Xia  
Advanced Tyre Trading Company  
P.O. Box 47099  
Houston, TX 77242

Dear Mr. Xia:

This is in reply to your recent request for assignment of a new tire manufacturer's identification code for the Shandong Yongsheng Rubber Co., Ltd. plant located in Dongying, China.

We are assigning the tire identification code "JH" for this plant. Our records will indicate that the addresses of the main office and plant are as follows:

**Main Office**  
Shandong Yongsheng Rubber Group Co., Ltd.  
Dongying Industrial Area  
Dongying, Shandong  
China 257201

**Plant**  
Shandong Yongsheng Rubber Co., Ltd.  
Guangrao Economic Development Zone  
Dongying, Shandong  
China 257300

The use of the DOT symbol medical icon on tires is not considered a certification by the manufacturer that the tire meets the applicable Federal safety standards. While it is not required that tires be tested prior to using the DOT symbol, the National Highway Traffic Safety Administration does maintain a compliance test program to enforce safety standards, and any tires that are found to be not in compliance with the Federal standards are subject to civil penalties of up to \$5,000 per tire but not to exceed \$1,000,000 for any initial series of a tire series.

nhsta

VEHICLE SAFETY DIVISION

CERTIFICATE FOR CHINA COMPULSORY PRODUCT CERTIFICATION

NAME AND ADDRESS OF THE APPLICANT  
SHANDONG YONGSHENG RUBBER GROUP CO., LTD.  
The South of Guangrao Road Guangrao Economic Development Zone, Dongying  
City, Shandong Province, China (257300)

NAME AND ADDRESS OF THE MANUFACTURER  
SHANDONG YONGSHENG RUBBER GROUP CO., LTD.  
The South of Guangrao Road Guangrao Economic Development Zone, Dongying  
City, Shandong Province, China

NAME AND ADDRESS OF THE FACTORY  
SHANDONG YONGSHENG RUBBER GROUP CO., LTD. (FMQDZ)  
The South of Guangrao Road Guangrao Economic Development Zone, Dongying  
City, Shandong Province, China

PRODUCT NAME AND REEINFORCEMENT MODEL  
PRODUCT NAME: Truck tyre  
PRODUCT REEIN: Matrix system radial tyre of truck (E8 series), R1M1

PRODUCT SPECIFICATION/SKEL: SEE ATTACHMENT  
SEE STANDARD AND TECHNICAL REQUIREMENTS FOR THE PRODUCTS  
COP174-2015

CERTIFICATE TYPE  
TYPE TEST INITIAL FACTORY INSPECTION FOLLOW-UP SUPERVISION

THIS IS TO CERTIFY THAT THE ABOVE MENTIONED PRODUCTS HAVE QUALIFIED FOR THE REQUIREMENTS SPECIFIED IN THE IMPLEMENTATION RULES FOR COMPULSORY CERTIFICATION OF RUBBER TYRES TYPE 8, CQC14-01-2015.

THE DATE OF ISSUANCE: 04/14/2016  
VALID UNTIL: 04/14/2018  
ORIGINAL ISSUE DATE: JULY 2015  
CHANGE TYPE: C-4 (Amendment)

BEIJING ZHONG HUA COMBUSTION CERTIFICATION CO., LTD.

0025005

RDW THE NETHERLANDS

COMPLIANCE STATEMENT

RDW is the competent Administrative Department (Agent) authorized by the Netherlands, has conducted an initial assessment of the quality system and the relevant control plans in order to verify compliance with Annex 1 of Directive 2007/46/EC as laid down in the Appendix 2 of Revision 1 of the ECE Agreement done in Geneva on 20 March 1958 and the Dutch Road Traffic Act 1994, Article 22. The inspection has concluded as follows: the requirements of the System and the Regulation are fulfilled.

Shandong Yongsheng Rubber Group Co., Ltd.  
Dongying Town, Dongying  
SHANDONG 257201

China (PRC)

Product approval and information

GSO Conformity Certificate

CCR No. 205591

Manufacturer: SHANDONG YONGSHENG RUBBER GROUP CO., LTD.

Model: FMQDZ

System: RADIAL 150

Country of Production: CHINA

Tel: CCC Standardization Organization (GSO)

We hereby certify that the tyre manufactured by SHANDONG YONGSHENG RUBBER GROUP CO., LTD.

is in conformity with the following technical specifications:

- Type: T150/150R-150
- Tube/Tubeless: Tubeless
- Temperature Rating: B
- Load Index: 150
- Speed Rating: H
- Temp Class: E80
- Rolling Resistance Coefficient (RRR): 90.7 mm/s - Average
- Rolling noise level (Lw): 69.3 - Pass

Product is in force on 22/01/2016 till on 22/01/2017

We certify the GSO Technical Regulations No. 42/2015, 51/2007, 12/2011, 13/2001, 17/2006, 17/4/2006.

Notice: All tyres are guaranteed for 12 months against manufacturing defects under normal operating conditions and with recommended inflation pressure.

Certificate For Energy Efficiency Label

The Saudi Standards, Metrology and Quality Org. (SASO)

We use the energy efficiency label according to SASO 2851/2015 for the following product: XL

The Product Name	Manufacturer & Commercial Name	The Specs	SR Grade	SR Grade	License Number
Truck Tyre	SHANDONG YONGSHENG RUBBER GROUP CO., LTD.	150/150R-150	SR Grade	SR Grade	SR01/08882

This certificate is valid for one program year starting from 21-01-14/2016 to 11-Oct-2017 (A.01)

This certificate is subject during its validation to the related Rules & Regulations of the Kingdom of Saudi Arabia, and any instructions or Amendments issued by SASO.

STANDARDS ORGANISATION OF NIGERIA

Product Certificate 2 (Licensed)

Intertek

Product Name	Manufacturer	SR Grade	SR Grade
Truck Tyre	SHANDONG YONGSHENG RUBBER GROUP CO., LTD.	SR Grade	SR Grade

The product is licensed under the authority of the SON in accordance with the Standards Enforcement Regulations.

Certificado de Conformidade para Pneus

Certificate of Conformity for Tyres

Empresa / Company: Shandong Yongsheng Rubber Co., Ltd.

Representante Legal / Legal Representative: Comercial Comercio Internacional

Contato / Contact: Sr. Marcelo Aguiar

Endereço / Address: Av. Lúcio R. de Oliveira 910 - Orlada Industrial - 91340-000 - Curitiba/PR

CNPJ: 17.134.887-00/01-81

Lista de Pneus Aprobados / Approved Tyre List

Familia	Data de homologação / homologation Date	Familia	Data de homologação / homologation Date
Familia: JPS1-240R150D6	05/03/2015	Familia: JPS1-240R150D6	05/03/2015
Familia: JPS1-240R150D6	05/03/2015	Familia: JPS1-240R150D6	05/03/2015
Familia: JPS1-240R150D6	05/03/2015	Familia: JPS1-240R150D6	05/03/2015
Familia: JPS1-240R150D6	05/03/2015	Familia: JPS1-240R150D6	05/03/2015
Familia: JPS1-240R150D6	05/03/2015	Familia: JPS1-240R150D6	05/03/2015

RDW THE NETHERLANDS

COMPLIANCE STATEMENT

RDW is the competent Administrative Department (Agent) authorized by the Netherlands, has conducted an initial assessment of the quality system and the relevant control plans in order to verify compliance with Annex 1 of Directive 2007/46/EC as laid down in the Appendix 2 of Revision 1 of the ECE Agreement done in Geneva on 20 March 1958 and the Dutch Road Traffic Act 1994, Article 22. The inspection has concluded as follows: the requirements of the System and the Regulation are fulfilled.

Shandong Yongsheng Rubber Group Co., Ltd.  
Dongying Town, Dongying  
SHANDONG 257201

China (PRC)

Product approval and information

# ***LIMITED WARRANTY***

Qingdao Landspider Tire Corp., Ltd warrants, subject to the terms, conditions, and limitations stated herein, tires it sells to be free from defects in materials and workmanship.

## 1. WHO IS COVERED BY THIS LIMITED WARRANTY?

- (1). You are the authorized distributors from Tracmax.
- (2). Your tires bear the Department of Transportation prescribed tires identification numbers and are not branded "NA" (Not Adjustable) or "Blem" (Blemish).
- (3). Your tires have been used only on the vehicle on which they were originally installed according to the vehicle manufacturer's or tire manufacturer's recommendations, and the tires were purchased within 3 years.

## 2. WHAT IS COVERED AND FOR HOW LONG?

Tracmax Tyre warrants that if a tire becomes unserviceable due to an eligible adjustable conditions during the tread life (defined below) within 3 years from the original date of manufacture. The tire will be replaced by an equivalent new tire. The replacement charge may be required in order to obtain a replacement tire (as defined below). Or a credit can be granted based on tread remaining.

## 3. REPLACEMENT CHARGE?

For tires being removed from service due to a defect in manufacture's workmanship or materials, but not within the first 2/32" wear, the replacement price will be calculated by multiplying the current selling price( or sale price if original invoice is available) by the percentage of original tread depth that has been worn from tire.

## 4. WHAT IS NOT COVERED?

This warranty does not cover tires that become unserviceable due to cuts, snag or punctures.

1. Conditions resulting from road hazards, such as impact damage, cuts, snag or punctures.
2. Conditions resulting from improper installation, wheel misalignment, or tire/wheel assembly imbalance.
3. Conditions or irregular wear resulting from consumer damage, such as improper tire and vehicle maintenance, misuse, abuse or accident.
4. Tires which have been repaired, retreaded, or reclaimed.
5. Tires worn beyond the Tread wear indicator.
6. Ride complaints after the first 25% tread wear.
7. Ozone or weather checking on tires over 3 years from the date of manufacture.

## 5. WHEN DOES THE WARRANTY END?

A tire has delivered its full original tread life and the new tire coverage of this warranty ends when the tread wear indicators become visible, or three(3) years from the date of original tire manufacture or new tire purchase date (without proof of purchase, date of manufacture will be used or determine age).

## 6. OBLIGATIONS

In order to be eligible for the limited Warranty Service, a Official Warranty Claim Form must be filled out and sent into Tracmax Tyre along with DOT number(s) and serial number(s) cut off from the tire, picture(s) of the tire and of the adjustable condition visibly marked on the tire.

## 7. DISCLAIMER

This warranty, or any warranty stated or referred to herein, is exclusive and in lieu of any other warranty regarding the quality of tires, whether expressed or implied, and remedies for breach thereof shall be limited to those specifically provided herein.

## 8. REMARK

Proper vehicle and tire care is necessary to obtain the expected wear from a tire, It is your obligation to properly maintain your tires and the vehicle upon which they are mounted, including:

- (A) Operating your tires at the inflation pressure recommended by the vehicle manufacturer
- (B) Keep your tire/wheel assemblies in balance.
- (C) Maintain proper wheel alignment.