



GREENTRAC

Running the Road Together

COMMERCIAL TRUCK TYRE



MADE IN THAILAND

Lots to love. Less to spend.




Running the road together

GTRD1

~ ENGINEERED IN GERMANY ~

Regional Drive



Optimal Footprint and Even Wear

Outstanding tyre mechanics optimization design and comprehensive optimization of tyre structure give GREENTRAC excellent tire footprint which ensures even tread wear and longer mileage.

Super wide tread

Super wide tread width and deep grooves offer smooth drive and safe arrival.



High-density lateral grooves

High-density lateral grooves design makes every fuel consumption into powerful traction.

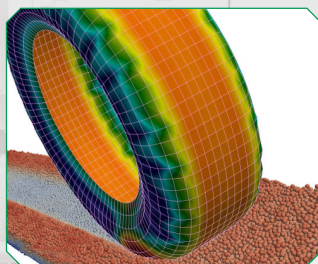
SIZE

SIZE	PR/LR	LOAD INDEX / SPEED CODE	STANDARD RIM	OVERALL DIA (mm/inch)	SECTION WIDTH (mm/inch)	LOAD	PRESSURE (kpa/psi)	O.T.D (mm/32nds)	TT/TL
295/60R22.5	16 / H	150/147K(149/146L) K	9.00	926 / 36.5	292 / 11.5	3350/3075	900 / 130	21 / 26.5	TL
295/80R22.5	18 / J	152/148 M	9.00	1044 / 41.1	298 / 11.7	3550/3150	850 / 123	21 / 26.5	TL
315/70R22.5	18 / J	154/150 L	9.00	1014 / 39.9	312 / 12.3	3750/3350	900 / 130	22 / 27.7	TL
315/80R22.5	20 / L	156/150L (154/150M)	9.00	1076 / 42.4	312 / 12.3	4000/3350	850 / 123	22 / 27.7	TL

GTRS1

~ ENGINEERED IN GERMANY ~

Regional Steer




FEA designed tire structure

The FEA (Finite Element Analysis) design fully optimizes the tire structure, effectively reduces the rolling resistance and saves fuel consumption.


Enhanced wet traction

Main wide and straight 4 grooves drain water to enhance wet traction and driving confidence.



Miniature sipes design

The Miniature sipes on the groove edge can make your driving safe and comfort.



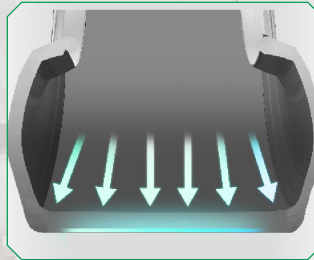
SIZE

SIZE	PR/LR	LOAD INDEX / SPEED CODE	STANDARD RIM	OVERALL DIA (mm/inch)	SECTION WIDTH (mm/inch)	LOAD	PRESSURE (kpa/psi)	O.T.D (mm/32nds)	TT/TL
295/60R22.5	16 / H	150/147K (149/146L)	9.00	926 / 36.5	292 / 11.5	3350/3075	900 / 130	15 / 18.9	TL
295/80R22.5	18 / J	154/149 M	9.00	1044 / 41.1	298 / 11.7	3750/3250	850 / 123	15 / 18.9	TL
315/70R22.5	18 / J	156/150 L	9.00	1014 / 39.9	312 / 12.3	4000/3350	900 / 130	15 / 18.9	TL
315/80R22.5	20 / L	156/150L (154/150M)	9.00	1076 / 42.4	312 / 12.3	4000/3350	850 / 123	15 / 18.9	TL
385/55R22.5	20 / L	160K (158L)	12.25	996 / 39.2	386 / 15.2	4500	900 / 130	16 / 20.2	TL
385/65R22.5	20 / L	164K (158L)	11.75	1072 / 42.2	389 / 15.3	5000	900 / 130	16 / 20.2	TL

GTRT1

~ ENGINEERED IN GERMANY ~

Regional Trailer



Optimal Footprint and Even Wear

Outstanding tyre mechanics optimization design and comprehensive optimization of tyre structure give GREENTRAC excellent tire footprint which ensures even tread wear and longer mileage.

Ultra-wide driving surface

Ultra-wide driving surface, upgraded by 10%, ensures stable driving and super strong gripping ability.



Super wide tyre shoulders

Super wide tyre shoulders avoid irregular tread wear and make the mileage much longer.

SIZE	PR/LR	LOAD INDEX / SPEED CODE	STANDARD RIM	OVERALL DIA (mm/inch)	SECTION WIDTH (mm/inch)	LOAD	PRESSURE (kpa/psi)	O.T.D (mm/32nds)	TT/TL
385/55R19.5	18 / J	156 J	12.25	919 / 36.2	386 / 15.2	4000	900 / 130	16 / 20.2	TL
385/55R22.5	20 / L	160 K	12.25	996 / 39.2	386 / 15.2	4500	900 / 130	16 / 20.2	TL
385/65R22.5	20 / L	164 K	11.75	1072 / 42.2	389 / 15.3	5000	900 / 130	15 / 18.9	TL

GTRA1

~ ENGINEERED IN GERMANY ~

Regional All position





Super wide tread

Super wide tread width and deep grooves offer smooth drive and safe arrival.

FEA designed tire structure

The FEA (Finite Element Analysis) design fully optimizes the tire structure, effectively reduces the rolling resistance and saves fuel consumption.



Miniature sipes design

The Miniature sipes on the groove edge can make your driving safe and comfort.

SIZE

SIZE	PR/LR	LOAD INDEX / SPEED CODE	STANDARD RIM	OVERALL DIA (mm/inch)	SECTION WIDTH (mm/inch)	LOAD	PRESSURE (kpa/psi)	O.T.D (mm/32nds)	TT/TL
215/75R17.5	16 / H	135/133 L	6.00	767 / 30.2	211 / 8.3	2180/2060	-	13 / 16.4	TL
235/75R17.5	18 / J	143/141 L	6.75	797 / 31.4	233 / 9.2	2725/2575	-	13 / 16.4	TL
245/70R17.5	18 / J	143/141 K	7.50	789 / 31.1	248 / 9.8	2725/2575	-	13 / 16.4	TL
255/70R22.5	16 / H	140/137 M	7.50	930 / 36.6	255 / 10	2500/2300	-	14.5 / 18.3	TL
245/70R19.5	18 / J	141/140 M	7.50	839 / 33	248 / 9.8	2575/2500	-	14.5 / 18.3	TL

GREENTRAC COMMERCIAL TRUCK TYRE STANDARD WARRANTY

Keter Tyre stands behind and warrants every new Greentrac brand commercial truck tyres purchased from an authorized dealer in Europe countries.

You are eligible for the benefits of this warranty if you meet all the following criteria:

- You are the owner or authorized agent of the owner of new Greentrac commercial truck tyres.
- Your Greentrac commercial truck tyres have been used in accordance to the vehicle manufacturers specifications or Keter Tyre's recommendations.

SATISFACTION ASSURANCE

All Greentrac commercial truck tyres are covered by the 30-day "Satisfaction Assurance" warranty. If for any reason you are not completely satisfied with your new tyres within 30 days from date of purchase, and no more than 2mm of treadwear, you may return these tyres to your authorized Greentrac dealer for a full refund of the purchase price or exchange them for a different set of Greentrac tyres. Mounting, balancing and taxes are not included in the satisfaction assurance policy.

If you exchange for another set of Greentrac tyres of different design, just pay the cost difference from the original purchase price if the cost of replacement tyres is higher, plus applicable taxes.

This Satisfaction Assurance warranty applies to the original new commercial truck tyres purchased, up to a maximum of 24 tyres per customer per calendar year. Satisfaction Assurance replacement tyres are not covered under this program.

SATISFACTION ASSURANCE ADMINISTRATION

Within thirty (30) days from the date of purchase, or the first 2 mm of treadwear as measured in the fastest wearing groove, simply return your tyres to the authorized Greentrac dealer where your tyres were purchased. The original sales receipt is required as proof-of-purchase. Reason for dissatisfaction must be explained to the dealer (i.e., appearance, ride, handling, etc.) and noted on the adjustment claim form. All Exclusions listed in this Standard Warranty below may void this Satisfaction Assurance Warranty. Conditions and coverage are subject to change at any time without notice.

STANDARD LIMITED WARRANTY

If any Greentrac commercial truck tyre covered by this warranty becomes unserviceable for any reason (see exclusions) during the original tread life (calculated by the original new tyre tread depth less 2mm remaining tread depth at the fastest wearing groove on said tyre), or within five (5) from the date of manufacture. Keter Tyre will credit the purchase on a prorated amount based on the usable tread remaining.

- a. Submission of claims covered by this warranty constitutes adherence to the terms of this warranty as detailed herein.
- b. This warranty applies only to new first quality tyres. Retread tyres, blemished tyres and road hazard damaged tyres (see road hazard tyre warranty) are specifically excluded.
- c. Adjustments for ride complaints, out of balance or out of round tyres are excluded from this warranty if they are worn past 2mm from the original usable tread of the new tyre as measured in the fastest wearing groove.

CASING WARRANTY

Greentrac commercial truck tyre casing are warranted for workmanship and material related conditions through the original, first and second retread or for a period of five (5) years from date of manufacturer, whichever comes first. The life of the second retread is considered to end when the remaining tread reaches a measurable depth of 2mm or less. If a Greentrac commercial truck tyre casing was removed from service due to a workmanship or material related condition, Keter Tyre will issue a credit toward the purchase of a new Greentrac Truck Tyre as listed below:

Tire/Casing Size	Original Tread	1st Retread	2nd Retread	Warranty Period
315/80R22.5	\$70.00	\$50.00	\$40.00	5 YEARS
385, 425, 44565R22.5	\$40.00	\$30.00	\$10.00	5 YEARS
ALL 17.5 & 19.5	\$20.00	\$10.00	\$10.00	5 YEARS

TO OBTAIN WARRANTY COVERAGE

- a. You must present the tyre to be adjusted to a current Greentrac authorized dealer. Tyres replaced on a warranty basis become the property of Keter Tyre.
- b. Submitter must pay for taxes, fees or any additional services ordered at the time of warranty adjustment.
- c. Keter Tyre claims should be submitted on our claim form (supplied by authorized dealer or you can download the form from our website), filled out and signed by you, the owner of the tyre presented for adjustment, or your authorized agent.

FOR WARRANTY SERVICE ASSISTANCE OR INFORMATION

1. Please contact the nearest authorized Greentrac Tyre Dealer first
2. If additional assistance is required:
 - Visit our website at www.greentrac tyre.com
 - E-mail Keter Tyre Customer Service: info@keter tyre.com
 - Feel free to call us at +86-532-55579148

END OF WARRANTY

A tyre has delivered its full original tread life and the new tyre coverage of this warranty ends when the tread wear indicators become visible, or five (5) years from the date of purchase (purchase receipt required) or date of manufacture (DOT) will be used. In the case of ECE R117 verified products the warranty is five (5) years from the date of purchase (purchase receipt required) or date of manufacture (DOT) will be used. Casings may continue to be warranted beyond the new tyre coverage.